

30.06.2018, PÄRNU

Korraldaja -Rulliklubi, Eesti Rullisuliit, TopSport OÜ, Jaanus Ritson

Ajamõõtmise tehnika ja korraldus: ANTROTSENTER OÜ, Urmas Paejärv

Koht	Number	Nimi	Klubi	Riik	Tulemus	Kaotus	Keskmine kiirus	Kiireim	Ring 1	Ring 2	Ring 3	Ring 4	Ring 5	Ring 6	Ring 7	Ring 8	Ring 9
------	--------	------	-------	------	---------	--------	-----------------	---------	--------	--------	--------	--------	--------	--------	--------	--------	--------

RULLUISUMARATON

MEHED

1	2	Reinis Znotins	Powerslide-Laimite		1:07:18,4	--	36.10 km/h	7:01,1	7:23	7:33	7:37	7:42	7:01	7:23	7:31	7:27	7:37
2	1	Marten Liiv	TEAM UUS MAA		1:08:01,5	+00:43	35.72 km/h	7:12,4	7:23	7:33	7:37	7:43	7:12	7:35	7:43	7:26	7:46
3	3	Kert Keskaik	Albe Team/Bont		1:08:02,9	+00:44	35.70 km/h	7:11,0	7:25	7:31	7:38	7:42	7:11	7:36	7:43	7:26	7:47
4	5	Mart Markus	Albe Team/Bont		1:08:34,2	+01:15	35.43 km/h	7:21,7	7:23	7:32	7:38	7:42	7:21	7:48	7:38	7:43	7:45
5	12	Sandris Šnore	Powerslide-Laimite		1:08:44,8	+01:26	35.34 km/h	7:20,9	7:23	7:33	7:38	7:42	7:20	7:48	7:38	7:43	7:55
6	6	Lauris Bitenieks	Powerslide-Laimite		1:09:02,5	+01:44	35.19 km/h	7:22,6	7:23	7:33	7:39	7:40	7:22	7:48	7:38	7:43	8:12
7	22	Maksim Vysotckii	TEAM UUS MAA		1:09:57,0	+02:38	34.73 km/h	7:25,3	7:25	7:32	7:37	7:42	7:33	7:48	8:01	8:29	7:45
8	9	Aleks Luik	Albe Team/Bont		1:09:57,0	+02:38	34.73 km/h	7:23,3	7:23	7:32	7:38	7:42	7:33	7:48	8:06	8:24	7:46
9	99	Ansis Eljasans	FILTER		1:09:58,1	+02:39	34.72 km/h	7:26,2	7:26	7:31	7:37	7:42	7:33	7:48	8:05	8:24	7:47
10	8	Andrus Kuusk	8R		1:10:01,4	+02:42	34.70 km/h	7:26,0	7:26	7:32	7:37	7:42	7:32	7:51	8:03	8:23	7:51
11	13	Gerth Kivima	ATsport/sporditurg.ee		1:11:14,1	+03:55	34.11 km/h	7:27,2	7:27	7:31	7:39	7:41	7:52	8:04	8:04	8:13	8:40
12	11	Janis Jurdžs	Powerslide-Laimite		1:12:43,7	+05:25	33.41 km/h	7:25,1	7:25	7:33	7:36	7:42	8:07	8:34	8:45	8:34	8:23
13	20	Teemu Ylänen	HTL		1:12:48,6	+05:30	33.37 km/h	7:26,6	7:26	7:31	7:38	7:42	7:33	9:07	8:45	8:34	8:27
14	14	Ott Telga	Rullibuss Team		1:13:19,5	+06:01	33.13 km/h	7:28,2	7:28	7:30	8:10	8:15	8:20	8:16	8:26	8:29	8:21
15	92	Oleksandr Symonenko	SAM Roller Club		1:13:20,2	+06:01	33.13 km/h	7:28,5	7:28	7:31	8:10	8:14	8:20	8:17	8:25	8:29	8:22
16	89	Amper Savelev			1:13:20,2	+06:01	33.13 km/h	7:29,2	7:29	7:30	8:09	8:14	8:21	8:17	8:25	8:29	8:22
17	98	Haralds Dernovs			1:13:20,3	+06:01	33.13 km/h	7:24,9	7:24	7:33	7:37	8:15	8:46	8:23	8:25	8:29	8:22
18	15	Sulev Lökk	ABEC 40 +		1:13:27,4	+06:08	33.08 km/h	7:28,4	7:28	7:31	8:10	8:14	8:21	8:17	8:25	8:29	8:30
19	94	Artsemi Slabodnik	rollersport.net		1:15:54,6	+08:36	32.01 km/h	8:01,0	8:19	8:28	8:47	8:16	8:45	8:27	8:33	8:01	8:13
20	93	Ivan Kavaliou	rollersport.net		1:15:54,8	+08:36	32.00 km/h	8:01,4	8:19	8:28	8:47	8:17	8:44	8:28	8:33	8:01	8:13
21	53	Antti Haljak			1:15:56,0	+08:37	32.00 km/h	7:27,8	7:27	7:57	9:36	8:53	8:41	8:27	8:34	8:01	8:15
22	16	Kuido Koppel	ATsport/sporditurg.ee		1:15:56,2	+08:37	32.00 km/h	7:28,0	7:28	7:50	9:00	8:49	8:52	8:53	8:43	8:03	8:15
23	91	Lars Bäckholm	Dala Active Skaters		1:16:18,0	+08:59	31.84 km/h	8:12,9	8:26	8:26	8:44	8:19	8:41	8:28	8:35	8:22	8:12
24	39	Janno Luik	ATsport/sporditurg.ee		1:16:19,8	+09:01	31.83 km/h	8:16,0	8:21	8:27	8:48	8:16	8:45	8:28	8:34	8:23	8:16
25	21	Ego Veevel	Rullibuss Team		1:16:20,1	+09:01	31.83 km/h	7:55,9	7:55	8:51	8:48	8:18	8:42	8:28	8:34	8:24	8:16
26	19	Alar Nigul	CFC Spordiklubi		1:16:20,5	+09:02	31.83 km/h	8:18,9	8:20	8:27	8:47	8:19	8:41	8:29	8:32	8:22	8:18
27	31	Indrek Aarna	ATsport/sporditurg.ee		1:16:20,7	+09:02	31.82 km/h	8:18,6	8:22	8:27	8:46	8:18	8:44	8:27	8:34	8:20	8:18
28	43	Herlet Kivima	Rullibuss Team		1:16:21,1	+09:02	31.82 km/h	8:15,7	8:22	8:25	8:49	8:18	8:45	8:26	8:36	8:21	8:15
29	85	Janek Vana			1:16:21,2	+09:02	31.82 km/h	8:16,5	8:19	8:30	8:46	8:16	8:42	8:30	8:34	8:20	8:19
30	29	Frid Kaljas	ABEC Rullisuklubi		1:16:21,2	+09:02	31.82 km/h	8:17,5	8:23	8:27	8:47	8:19	8:41	8:28	8:34	8:21	8:17
31	30	Ats Kallais	Albe Tean Bont		1:16:21,4	+09:02	31.82 km/h	8:18,2	8:21	8:26	8:47	8:18	8:43	8:28	8:33	8:23	8:18
32	25	Toivo Rätte			1:16:22,0	+09:03	31.81 km/h	8:17,1	8:24	8:25	8:45	8:18	8:44	8:28	8:34	8:21	8:17
33	26	Siim Mägi	Rullibuss Team		1:16:22,2	+09:03	31.81 km/h	8:16,7	8:22	8:27	8:47	8:18	8:45	8:26	8:35	8:21	8:16
34	67	Märt Kuus			1:16:22,5	+09:04	31.81 km/h	8:17,5	8:21	8:27	8:46	8:17	8:45	8:28	8:33	8:21	8:20
35	69	Tõnu Koppel	ATsport/sporditurg.ee		1:16:22,6	+09:04	31.81 km/h	8:17,4	8:19	8:31	8:47	8:19	8:42	8:28	8:33	8:21	8:17
36	23	Dzintars Sarmulis	Filter		1:16:25,7	+09:07	31.79 km/h	8:19,9	8:20	8:28	8:45	8:19	8:42	8:29	8:34	8:20	8:24
37	41	Meelis Tammre	TEAM UUS MAA		1:16:39,8	+09:21	31.69 km/h	8:16,6	8:23	8:28	8:47	8:16	8:44	8:28	8:33	8:23	8:33

Koht	Number	Nimi	Klubi	Riik	Tulemus	Kaotus	Keskmine kiirus	Kiireim	Ring 1	Ring 2	Ring 3	Ring 4	Ring 5	Ring 6	Ring 7	Ring 8	Ring 9
38	71	Mika Erik Sucksdorff	TEAM UUS MAA		1:16:46,9	+09:28	31.64 km/h	8:18,1	8:27	8:25	8:45	8:18	8:45	8:26	8:34	8:23	8:41
39	68	Andrus Undrest	Tartu Inline Team		1:17:06,8	+09:48	31.51 km/h	8:19,0	8:23	8:25	8:46	8:19	8:44	8:28	8:34	8:20	9:04
40	27	Torbjörn Köhler	Tartu Inline Team		1:17:11,9	+09:53	31.47 km/h	8:19,2	8:24	8:25	8:46	8:19	8:43	8:28	8:34	8:20	9:09
41	73	Janoš Tšonka			1:17:48,5	+10:30	31.23 km/h	8:16,6	8:26	8:24	8:45	8:16	8:46	8:28	8:34	8:37	9:27
42	50	Jaanus Laugus	TEAM UUS MAA		1:19:28,4	+12:10	30.57 km/h	8:19,2	8:21	8:26	8:48	8:19	8:44	8:27	8:34	8:41	11:05
43	37	Mikhail Shkliarov	U SKATE		1:19:29,9	+12:11	30.56 km/h	8:17,4	8:21	8:26	8:47	8:17	8:43	8:31	8:35	9:46	9:58
44	35	Girts Jankovskis	BJC Laimite		1:19:32,2	+12:13	30.55 km/h	8:19,1	8:26	8:26	8:44	8:19	8:43	8:28	8:35	9:46	10:01
45	24	Ahti Oks			1:20:14,9	+12:56	30.28 km/h	8:19,5	8:26	8:27	8:45	8:19	8:41	8:28	9:07	9:54	10:03
46	10	Roberts Pundurs	Powerslide-Laimite		1:21:27,8	+14:09	29.82 km/h	7:26,4	7:26	7:32	12:07	8:55	9:09	9:10	8:56	9:15	8:54
47	79	Sergey Fedorchuk			1:21:28,8	+14:10	29.82 km/h	8:45,3	9:15	9:07	8:45	9:03	9:14	8:58	8:51	9:16	8:55
48	36	Jaanus Pappel	Viimsi Sport		1:21:35,5	+14:17	29.78 km/h	8:18,9	8:25	8:25	8:47	8:18	8:46	9:36	10:09	10:04	9:02
49	40	Toomas Silluste			1:21:35,6	+14:17	29.78 km/h	8:28,5	8:28	9:10	9:19	9:04	9:08	9:13	8:51	9:16	9:02
50	74	Priit Kaasik	Jõhvi RS		1:23:01,4	+15:43	29.26 km/h	8:29,5	8:29	9:08	9:21	9:04	9:08	9:13	9:26	9:48	9:19
51	60	Rauno Vestung	Kaheksarattalised		1:23:05,7	+15:47	29.24 km/h	8:29,9	8:29	9:06	9:20	9:04	9:09	9:13	9:27	9:49	9:23
52	76	Peteris Petersons	Laimite		1:23:11,6	+15:53	29.20 km/h	8:24,6	8:25	8:27	8:46	8:24	9:48	9:46	9:39	10:00	9:51
53	34	Kari Vuorinen			1:24:03,1	+16:44	28.91 km/h	8:30,3	8:30	9:08	9:21	9:03	9:08	9:13	9:27	9:49	10:20
54	33	Vladimir Baskakov			1:24:04,3	+16:45	28.90 km/h	8:34,3	8:34	9:47	8:46	9:03	9:14	9:12	9:45	10:07	9:32
55	72	Tarmo Laht			1:24:07,9	+16:49	28.88 km/h	9:03,8	9:15	9:12	9:03	9:20	9:25	9:25	9:15	9:32	9:36
56	45	Allan Kivi			1:24:08,2	+16:49	28.88 km/h	9:03,7	9:17	9:10	9:03	9:19	9:24	9:26	9:14	9:32	9:37
57	95	Ilya Hanchuk	rollersport.net		1:26:55,9	+19:37	27.95 km/h	9:10,4	9:19	9:10	9:39	9:48	9:48	9:47	9:49	10:00	9:31
58	28	Mairo Pukk			1:27:11,0	+19:52	27.87 km/h	8:24,5	8:24	9:16	10:56	9:41	9:38	9:37	9:58	10:05	9:33
59	46	Tiit Maas			1:27:11,5	+19:53	27.86 km/h	9:22,4	10:00	9:52	9:40	9:37	9:34	9:33	9:48	9:42	9:22
60	70	Anssi Niukkanen	HTL		1:27:23,6	+20:05	27.80 km/h	8:21,6	8:21	9:23	10:28	10:05	9:58	9:46	9:58	9:46	9:33
61	96	Hando Tamm			1:27:24,8	+20:06	27.79 km/h	9:19,1	9:19	9:46	9:31	9:41	9:59	9:46	9:59	9:44	9:35
62	38	Ivar Laur			1:27:25,2	+20:06	27.79 km/h	8:28,2	8:28	9:51	9:36	10:01	10:22	9:46	9:56	9:49	9:32
63	48	Remii Vahtra			1:27:27,1	+20:08	27.78 km/h	8:30,8	8:30	9:52	9:32	10:02	9:48	10:04	10:14	9:45	9:35
64	75	Anatoli Sevastjanov	Tartu Inline Team		1:27:27,3	+20:08	27.78 km/h	9:12,3	9:17	9:12	9:44	10:05	9:59	9:44	10:00	9:43	9:40
65	81	Andris Krauja	ASI		1:27:27,5	+20:09	27.78 km/h	9:32,8	9:58	9:53	9:42	9:37	9:32	9:34	9:46	9:42	9:39
66	51	Ivo Pusnins			1:27:28,3	+20:09	27.78 km/h	9:03,8	9:15	9:13	9:03	9:19	9:25	9:25	10:35	10:59	10:10
67	42	Marti Laidre			1:27:29,9	+20:11	27.77 km/h	8:27,4	8:27	9:55	9:57	9:58	9:59	9:45	10:00	9:44	9:40
68	62	Zilvinas Bieksa	Rieduciū akadēmija		1:27:29,9	+20:11	27.77 km/h	9:17,6	9:17	9:47	9:30	9:42	10:00	9:48	9:54	9:50	9:37
69	101	Pavel Iljin			1:27:31,0	+20:12	27.76 km/h	9:18,9	9:18	9:45	9:31	9:42	9:51	9:54	9:56	9:49	9:40
70	52	Kristjan Kuntu			1:27:31,6	+20:13	27.76 km/h	9:17,0	9:17	9:47	9:28	9:44	10:00	9:48	9:54	9:50	9:39
71	66	Jaan Oder	Tartu Inline Team		1:27:31,7	+20:13	27.76 km/h	9:17,5	9:17	9:47	9:31	9:41	10:00	9:47	9:57	9:46	9:41
72	49	Vladimir Zaviyalov			1:27:34,0	+20:15	27.74 km/h	9:34,3	10:07	9:43	9:43	9:36	9:34	9:34	9:41	9:47	9:45
73	104	Marko Greenbaum			1:30:53,0	+23:34	26.73 km/h	9:55,6	10:00	9:56	9:55	10:01	10:04	10:16	10:16	10:15	10:06
74	80	Priit Kallaste	OÜ Inseneribüroo		1:30:55,5	+23:37	26.72 km/h	9:54,8	10:01	9:54	9:56	10:01	10:06	10:15	10:15	10:14	10:09
75	57	Arne Kristian Hansen	HTL		1:30:58,8	+23:40	26.70 km/h	9:54,9	10:01	9:54	9:55	10:02	10:06	10:15	10:15	10:14	10:12
76	56	Ain Parve			1:31:51,5	+24:33	26.45 km/h	9:55,4	9:58	9:56	9:55	10:01	10:07	10:15	10:17	10:34	10:43
77	54	Veiko Tammik			1:32:00,0	+24:41	26.41 km/h	9:55,4	9:58	9:56	9:55	10:01	10:07	10:15	10:17	10:34	10:52
78	82	Aleksandr Kuchkov			1:33:45,3	+26:26	25.91 km/h	9:55,4	9:58	9:57	9:55	10:01	10:07	10:14	10:59	11:11	11:19
79	61	Kristo Must	Tartu Rulluisuklubi		1:34:08,7	+26:50	25.81 km/h	9:55,4	9:59	9:56	9:55	10:01	10:07	10:15	10:24	11:40	11:48

Koht	Number	Nimi	Klubi	Riik	Tulemus	Kaotus	Keskmine kiirus	Kiireim	Ring 1	Ring 2	Ring 3	Ring 4	Ring 5	Ring 6	Ring 7	Ring 8	Ring 9
80	58	Boriss Teder			1:43:06,3	+35:47	23.56 km/h	10:25,7	10:42	10:25	11:11	11:33	11:27	11:44	12:00	11:51	12:08
81	88	Mihkel Särev			1:43:50,7	+36:32	23.40 km/h	10:58,1	11:31	11:56	11:44	11:16	10:58	11:07	12:03	11:46	11:27
82	84	Kiryl Linnik			1:44:22,1	+37:03	23.28 km/h	9:59,4	9:59	12:51	12:01	12:10	11:49	11:47	10:53	11:30	11:19
83	87	Mait Mõttus			1:45:33,4	+38:14	23.02 km/h	11:13,2	11:13	11:59	11:48	11:35	11:56	12:04	11:43	11:48	11:23
84	90	Tarvo Jõeste			1:45:34,5	+38:16	23.01 km/h	11:24,6	11:30	11:56	11:44	11:24	11:56	12:04	11:43	11:48	11:25
85	77	Jaan Küünal			1:45:34,8	+38:16	23.01 km/h	11:24,6	11:31	11:56	11:44	11:24	11:56	12:04	11:43	11:48	11:25
86	102	Alan Ingel			1:45:35,3	+38:16	23.01 km/h	11:24,7	11:31	11:56	11:44	11:24	11:56	12:04	11:43	11:48	11:24
87	78	Lembit Saart			1:47:34,6	+40:16	22.58 km/h	10:25,7	10:42	10:25	11:12	11:41	12:07	12:24	13:05	12:52	13:01
88	59	Taavo Käi			1:53:36,1	+46:17	21.39 km/h	12:10,9	13:05	12:35	12:10	12:23	12:24	12:44	12:43	12:37	12:51
89	97	Jarkko Vellonen			1:53:57,8	+46:39	21.32 km/h	12:06,9	12:06	12:13	12:22	12:24	12:41	13:14	13:05	13:09	12:39
90	103	Margus Leet			1:54:39,9	+47:21	21.19 km/h	12:17,8	13:20	12:36	12:17	12:23	12:33	12:40	12:34	12:27	13:45
91	86	Viljar Nurk			1:59:54,8	+52:36	20.26 km/h	12:47,6	13:26	13:02	13:01	13:00	12:47	13:41	13:23	13:35	13:54
-	100	Argo Sõõru			DNF		22.65 km/h	10:24,6	10:42	10:24	10:28	10:43	10:37	18:34			
-	4	Kaspar Kaljuvee	Albe Team/Bont		DNF		35.89 km/h	7:16,8	7:16	7:22	7:39	7:37	7:40				
-	7	Ilja Oštšepkov	ATsport/sporditur.ee		DNF		35.84 km/h	7:25,3	7:25	7:32	7:38						
-	32	Niis Vähä-Vahe	HTL		DNF		36.13 km/h	7:25,6	7:25	7:30							
-	44	Toivo Tomingas			DNF		32.00 km/h	8:25,9	8:25	8:26							
-	17	Lauri Koort	Albe Team/Bont		DNS												
-	18	Jarek Mäestu	Tartu Inline Team		DNS												
-	47	Urmas Grüning	Jõhvi RS		DNS												
-	55	Kestutis Reimeris			DNS												
-	63	Tarmo Fimberg	ABEC 40 +		DNS												
-	65	Sami Tapio Juutinen			DNS												

RULLUISUMARATON NAISED

NAISED

1	251	Saskia Alusalu	TEAM UUS MAA		1:18:02,9	--	31.13 km/h	8:20,9	8:42	8:56	8:20	8:26	8:24	8:32	8:42	8:54	9:03
2	283	Anna Muzyka	SAM ROLLER CLUB		1:18:06,1	+00:03	31.11 km/h	8:20,9	8:42	8:56	8:20	8:25	8:24	8:32	8:41	8:54	9:06
3	252	Kristiine Kalev			1:20:46,0	+02:43	30.08 km/h	8:25,7	8:41	8:56	8:25	8:57	9:08	9:10	8:59	9:24	9:02
4	284	Mariia Shostak	SAM ROLLER CLUB		1:20:48,6	+02:45	30.07 km/h	8:28,0	8:42	8:56	8:28	8:55	9:08	9:10	8:59	9:23	9:04
5	253	Enel Kõrva	Rulluisuklubi ABEC / A&T		1:20:49,8	+02:46	30.06 km/h	8:25,8	8:42	8:56	8:25	8:56	9:08	9:09	8:59	9:24	9:06
6	256	Diana Kaareste	Rulluisuklubi ABEC / A&T		1:20:51,9	+02:48	30.05 km/h	8:26,0	8:42	8:56	8:26	8:56	9:08	9:09	8:59	9:24	9:08
7	263	Karyna Yushkevich	Rollersport.net		1:20:55,2	+02:52	30.02 km/h	8:26,0	8:43	8:56	8:26	8:56	9:08	9:09	8:59	9:24	9:11
8	258	Arta Irbe	ASI Ski Box		1:21:07,4	+03:04	29.95 km/h	8:27,8	8:42	8:55	8:27	8:54	9:08	9:10	8:59	9:23	9:23
9	257	Marta Gara			1:25:57,3	+07:54	28.27 km/h	8:44,0	8:44	9:36	9:53	9:55	9:34	9:33	9:42	9:44	9:12
10	286	Katsiaryna	rollersport.net		1:26:04,3	+08:01	28.23 km/h	9:16,0	9:16	9:35	9:41	9:36	9:33	9:34	9:42	9:44	9:20
11	285	Kseniya Matsesha	rollersport.net		1:26:05,0	+08:02	28.22 km/h	9:16,2	9:16	9:35	9:41	9:36	9:33	9:33	9:42	9:44	9:20
12	260	Antra Zemite	ASI Ski Box		1:26:32,8	+08:29	28.07 km/h	9:06,3	9:06	9:46	9:39	9:36	9:33	9:34	9:42	9:45	9:47
13	259	Olga Belova	U SKATE		1:26:33,6	+08:30	28.07 km/h	9:06,3	9:06	9:46	9:40	9:36	9:34	9:33	9:42	9:45	9:48
14	261	Terje Vingisaar			1:26:34,2	+08:31	28.06 km/h	9:16,4	9:16	9:35	9:41	9:35	9:34	9:34	9:43	9:45	9:48
15	262	Merle Siimsen	8R		1:30:49,2	+12:46	26.75 km/h	9:36,4	9:37	10:02	9:36	10:00	10:11	10:11	10:34	10:26	10:08
16	264	Sirje Nurgamaa	Jõhvi RS		1:30:50,8	+12:47	26.74 km/h	9:16,7	9:16	9:51	10:10	10:08	10:20	10:28	10:25	10:08	10:00
17	289	Maiu Kivimäe			1:32:51,7	+14:48	26.16 km/h	9:36,7	9:36	10:02	9:39	10:07	10:20	10:29	10:26	10:42	11:27

Koht	Number	Nimi	Klubi	Riik	Tulemus	Kaotus	Keskmine kiirus	Kiireim	Ring 1	Ring 2	Ring 3	Ring 4	Ring 5	Ring 6	Ring 7	Ring 8	Ring 9
18	265	Olga Gapejeva	Tartu Inline Team		1:35:05,9	+17:02	25.55 km/h	9:36,8	9:36	10:25	10:31	10:43	10:32	10:35	10:59	10:55	10:45
19	276	Piret Kruusimaa	Rakvere Naised		1:35:10,6	+17:07	25.53 km/h	9:42,4	9:42	10:23	10:28	10:42	10:33	10:34	10:59	10:55	10:50
20	275	Geidi Kruusmann			1:35:17,0	+17:14	25.50 km/h	9:44,1	9:44	10:22	10:28	10:44	10:32	10:34	10:59	10:55	10:55
21	288	Kadri Lukk			1:37:45,7	+19:42	24.85 km/h	10:16,7	10:16	10:39	10:23	10:48	10:45	10:58	11:09	11:24	11:19
22	326	Gunita Snikere	BJC Laimīte		1:37:47,8	+19:44	24.84 km/h	10:14,3	10:14	10:41	10:23	10:49	10:45	10:57	11:09	11:24	11:22
23	268	Lelde Vancovica	ASI Ski Box		1:37:47,8	+19:44	24.84 km/h	10:14,7	10:14	10:40	10:23	10:49	10:44	10:58	11:09	11:24	11:22
24	274	Liisi Laaspere	Rakvere Naised		1:39:45,2	+21:42	24.35 km/h	9:42,2	9:42	10:23	10:28	10:42	10:33	10:34	12:25	12:24	12:29
25	278	Ljudmilla Mastovits	Kaheksarattalised Naised		1:42:47,5	+24:44	23.63 km/h	10:45,1	10:45	10:48	11:12	11:37	11:30	11:38	12:05	11:46	11:24
26	280	Kirsi Viiru			1:42:47,8	+24:44	23.63 km/h	10:15,9	10:15	11:13	11:16	11:37	11:30	11:37	12:04	11:46	11:25
27	267	Mari-Liis Sau	rullisuklubi Abec		1:42:50,4	+24:47	23.62 km/h	10:15,0	10:15	10:41	11:18	12:03	11:34	11:38	12:03	11:46	11:27
28	269	Mirjam Metslang	Tartu Inline Team		1:44:20,7	+26:17	23.28 km/h	10:45,9	10:45	11:42	11:33	11:28	12:03	12:04	11:43	11:48	11:10
29	282	Ilvija Berzina			1:44:33,6	+26:30	23.24 km/h	10:45,0	10:45	10:53	11:29	11:50	11:40	11:48	12:21	12:05	11:39
30	270	Piret Saare			1:44:41,4	+26:38	23.21 km/h	10:17,2	10:17	11:37	11:57	12:10	11:49	11:47	11:43	11:48	11:30
31	281	Diana Leppsoo			1:49:42,3	+31:39	22.15 km/h	11:23,4	12:21	12:35	12:17	12:23	12:33	12:38	11:37	11:23	11:51
32	287	Kelly Tõnnus			1:52:35,8	+34:32	21.58 km/h	12:05,9	12:05	12:35	12:10	12:24	12:24	12:44	12:42	12:38	12:49
33	271	Kristi Rahumägi	8R		1:53:36,6	+35:33	21.38 km/h	12:17,9	12:20	12:36	12:17	12:23	12:33	12:41	12:32	12:26	13:42
-	254	Tuuli Vaher	Rakvere Naised		DNF		31.31 km/h	8:20,9	8:42	8:55	8:20	8:26	8:40				
-	255	Mariin Sarap			DNS												
-	266	Ene Ilver	Rullisuklubi ABEC		DNS												
-	273	Veronica Ivanov	Rakvere Naised		DNS												
-	277	Helen Aart	Rakvere Naised		DNS												
-	279	Maiu Kivimäe			DNS												

MYFITNESS POOLMARATON

MEHED

1	301	Sandis Reinsons	BJC Laimīte		42:43,1	--	31.60 km/h	7:59,4	8:21	8:15	7:59	9:06	8:59				
2	302	Joonas Valge			42:44,0	+00:00	31.59 km/h	7:59,8	8:20	8:20	7:59	9:02	9:00				
3	310	Artis Pencis	BJC Laimīte		42:48,3	+00:05	31.53 km/h	8:21,5	8:21	8:21	8:31	8:59	8:33				
4	307	Karl-Martin Laasberg	Rakvere Bont		42:51,5	+00:08	31.49 km/h	8:20,6	8:20	8:23	8:29	8:59	8:38				
5	312	Kristjan Missai			43:07,8	+00:24	31.30 km/h	8:21,1	8:21	8:22	8:31	8:57	8:54				
6	314	Saveli Bogretsov	Tallinna kiirusklub		43:40,8	+00:57	30.90 km/h	8:22,0	8:22	8:22	8:29	8:59	9:27				
7	311	Gustavs Vacietis	ASI		44:26,2	+01:43	30.37 km/h	8:21,7	8:22	8:21	8:33	9:46	9:22				
8	303	Arvis Miežitis	BJC Laimīte		44:28,6	+01:45	30.35 km/h	8:20,1	8:20	8:23	8:34	9:47	9:23				
9	319	Arnis Prieditis	BJC Laimīte		45:24,9	+02:41	29.72 km/h	8:21,9	8:21	8:33	9:52	9:23	9:13				
10	313	Kaspars Krastins	ASI		45:25,8	+02:42	29.71 km/h	8:23,5	8:23	9:14	9:08	9:23	9:15				
11	317	Arturs Andris	ASI		45:26,6	+02:43	29.70 km/h	8:23,7	8:23	9:14	9:08	9:24	9:15				
12	315	Raivo Rukis			45:27,9	+02:44	29.69 km/h	8:29,8	8:29	9:07	9:09	9:24	9:15				
13	404	Toivo Tomingas			45:33,8	+02:50	29.62 km/h	8:25,9	8:25	9:12	9:08	9:24	9:21				
14	316	Lukass Pusnins			45:34,4	+02:51	29.62 km/h	8:26,1	8:26	9:12	9:08	9:23	9:23				
15	318	Ralfs Konrads	BJC Laimīte		46:48,0	+04:04	28.84 km/h	8:32,4	8:32	9:44	9:36	9:27	9:26				
16	395	Karolis Petniunas			48:22,4	+05:39	27.90 km/h	9:15,7	9:15	9:33	9:26	10:11	9:55				
17	357	Iiro Jääskeläinen	HTL		48:24,4	+05:41	27.88 km/h	9:15,3	9:15	9:34	9:25	10:12	9:56				
18	320	Ainars Ozols			48:26,3	+05:43	27.87 km/h	9:15,1	9:15	9:34	9:27	10:30	9:39				

Koht	Number	Nimi	Klubi	Riik	Tulemus	Kaotus	Keskmine kiirus	Kiireim	Ring 1	Ring 2	Ring 3	Ring 4	Ring 5	Ring 6	Ring 7	Ring 8	Ring 9
19	321	Siim Sander Rooba			48:29,2	+05:46	27.84 km/h	9:16,1	9:16	9:33	9:26	10:10	10:03				
20	64	Alar Ivanov	Rakvere Bont		49:48,3	+07:05	27.10 km/h	9:16,4	9:16	9:33	9:29	11:04	10:24				
21	398	Aleksandr Semjonov			50:32,8	+07:49	26.70 km/h	9:54,8	9:54	10:06	10:15	10:07	10:09				
22	338	Siim Kruusmann	Rakvere Bont		51:06,8	+08:23	26.41 km/h	9:55,6	9:56	10:14	10:24	10:35	9:55				
23	403	Toomas Rump			51:10,1	+08:27	26.38 km/h	9:57,5	9:57	10:14	10:25	10:32	10:00				
24	337	Kristo Aart	Rakvere Bont		52:13,7	+09:30	25.84 km/h	9:56,2	9:56	10:14	10:24	10:35	11:02				
25	411	Margus Maidla			53:13,3	+10:30	25.36 km/h	10:28,9	10:43	10:40	10:28	10:31	10:48				
26	406	Steve Haas			53:13,3	+10:30	25.36 km/h	10:12,7	10:12	10:45	10:54	10:31	10:48				
27	341	Aldis Sjuccillo	BJC Laimite		53:28,3	+10:45	25.24 km/h	10:29,0	10:39	10:44	10:29	10:30	11:04				
28	343	Ragnar Toom			54:12,9	+11:29	24.90 km/h	10:42,8	10:42	10:43	11:00	10:55	10:50				
29	336	Ivar Lilla	TARTU INLINE TEAM		54:13,6	+11:30	24.89 km/h	10:42,4	10:42	10:43	11:00	10:56	10:50				
30	340	Didzis Tolmanis			54:14,9	+11:31	24.88 km/h	9:57,2	9:57	10:17	10:55	11:28	11:36				
31	410	Tatu Viiru			55:25,1	+12:42	24.35 km/h	10:01,2	10:01	11:10	11:41	11:29	11:02				
32	412	Anssi Niukkanen			55:31,3	+12:48	24.31 km/h	10:00,1	10:00	11:11	11:41	11:29	11:08				
33	389	Toomas Uuueküla			55:53,0	+13:09	24.15 km/h	10:50,2	10:50	11:03	11:24	11:34	11:00				
34	331	Tanel Ojala	Kuldsed Käed / Team		56:13,1	+13:30	24.01 km/h	10:32,1	10:32	11:29	11:50	11:19	11:02				
35	390	Yauheni Yushkevich			56:43,7	+14:00	23.79 km/h	10:43,5	10:43	11:08	12:00	11:18	11:32				
36	367	Philip Jõgi	Rullibuss Team		56:51,5	+14:08	23.74 km/h	9:53,7	9:53	10:19	11:34	12:38	12:24				
37	349	Steven Viigand			56:58,5	+14:15	23.69 km/h	10:43,1	10:43	11:18	11:50	11:35	11:31				
38	377	Kaido Poom	Sk Pedja		57:00,4	+14:17	23.68 km/h	11:01,5	11:01	11:19	11:39	11:43	11:15				
39	407	Gints Konrads			57:01,3	+14:18	23.67 km/h	11:04,9	11:04	11:15	11:39	11:45	11:15				
40	355	Koit Veeorg			57:02,5	+14:19	23.66 km/h	11:02,3	11:02	11:30	11:40	11:30	11:18				
41	347	Argo Viikmann			57:02,6	+14:19	23.66 km/h	10:57,3	10:57	11:35	11:38	11:30	11:20				
42	346	Marko Mölder			57:04,3	+14:21	23.65 km/h	11:06,8	11:06	11:25	11:39	11:31	11:21				
43	354	Jaak Veskimeister	Tallinki Spordiklubi		57:04,4	+14:21	23.65 km/h	11:04,1	11:04	11:29	11:38	11:30	11:22				
44	351	Tarmo Leek	Kaheksarattalised		57:05,4	+14:22	23.64 km/h	11:03,4	11:03	11:29	11:39	11:30	11:22				
45	348	Aare Kalvik			57:07,0	+14:23	23.63 km/h	11:03,1	11:03	11:29	11:40	11:30	11:23				
46	517	Mairon Moisto			59:15,8	+16:32	22.77 km/h	10:42,6	10:42	11:42	11:50	12:40	12:19				
47	361	Lenno Luks			59:17,1	+16:34	22.77 km/h	11:02,0	11:02	11:30	11:42	12:56	12:05				
48	383	Martin Kuusik			59:24,3	+16:41	22.72 km/h	11:12,9	11:41	11:12	12:22	12:00	12:07				
49	350	Timo Saks			59:26,4	+16:43	22.71 km/h	11:14,3	11:39	11:14	12:22	12:01	12:08				
50	401	Janek Ruusmere			59:43,9	+17:00	22.60 km/h	10:57,8	11:02	10:57	12:13	12:57	12:32				
51	396	Jari Samuel Kulmala			62:31,5	+19:48	21.59 km/h	11:53,6	13:01	11:53	12:28	12:33	12:34				
52	378	Reiko Tääker			63:20,0	+20:36	21.31 km/h	11:03,9	11:03	12:05	13:27	13:23	13:20				
53	384	Hendrik Peterson			64:35,7	+21:52	20.89 km/h	11:59,3	12:55	11:59	13:36	13:14	12:50				
54	408	Kalev Hunt			65:30,6	+22:47	20.60 km/h	12:26,0	12:26	12:41	13:27	13:10	13:44				
55	353	Steffen Soha			65:43,7	+23:00	20.53 km/h	10:52,9	10:52	12:29	13:41	14:05	14:34				
56	356	Tõnu Rajando			66:58,5	+24:15	20.15 km/h	13:14,8	13:36	13:15	13:26	13:25	13:14				
57	382	Marek Väljari	Kuldsed Käed / Team		67:56,2	+25:13	19.87 km/h	13:08,7	13:08	13:08	13:27	13:59	14:11				
58	409	Oliver Saare			69:24,4	+26:41	19.45 km/h	13:19,2	13:21	13:19	13:40	14:27	14:36				
59	387	Harri Vahter			72:31,4	+29:48	18.61 km/h	14:03,4	14:15	14:03	14:55	14:29	14:48				
60	352	Meelis Meigas			72:56,7	+30:13	18.50 km/h	12:18,5	12:18	12:51	14:46	16:14	16:45				

Koht	Number	Nimi	Klubi	Riik	Tulemus	Kaotus	Keskmine kiirus	Kiireim	Ring 1	Ring 2	Ring 3	Ring 4	Ring 5	Ring 6	Ring 7	Ring 8	Ring 9
-	366	Ants Sagar			DNF		28.63 km/h	9:17,4	9:17	9:33	9:26						
-	397	Keith Erala			DNF		27.46 km/h	9:03,5	9:03	9:47	10:38						
-	324	Edgars Nezamovs	BJC Laimīte		DNF		32.30 km/h	8:21,4	8:21	8:21							
-	402	Raul Ojala			DNF		26.68 km/h	9:55,6	9:55	10:18							
-	380	Andres Keba			DNF		23.91 km/h	11:02,5	11:02	11:32							
-	332	Ivari Kruusmann	Rakvere Bont		DNS												
-	374	Raivo Meitus			DNS												
NAISED																	
1	306	Laura Jankovska	BJC Laimīte		42:47,6	--	31.54 km/h	8:20,9	8:20	8:22	8:30	8:59	8:34				
2	309	Patricija Elizabete	BJC Laimīte		42:47,7	+00:00	31.54 km/h	8:21,1	8:21	8:22	8:30	8:59	8:33				
3	304	Agate Priedite	BJC Laimīte		42:48,0	+00:00	31.54 km/h	8:21,7	8:21	8:21	8:31	8:58	8:34				
4	305	Ance Kucina	ASI Ski-Box		42:49,1	+00:01	31.52 km/h	8:22,0	8:22	8:22	8:29	8:59	8:35				
5	308	Anna Krumina	ASI		42:49,4	+00:01	31.52 km/h	8:21,1	8:22	8:21	8:30	8:59	8:35				
6	335	Elizabeth Jõgi	Albe Team/Bont		46:49,3	+04:01	28.83 km/h	8:25,8	8:25	9:52	9:34	9:27	9:28				
7	373	Emilija Svazaitė			48:23,0	+05:35	27.90 km/h	9:17,0	9:17	9:33	9:25	10:11	9:56				
8	375	Liva Kreitale	ASI		48:24,0	+05:36	27.89 km/h	8:30,4	8:30	10:18	9:26	10:10	9:57				
9	376	Daiga Gavarina			48:24,9	+05:37	27.88 km/h	9:16,9	9:16	9:33	9:25	10:11	9:58				
10	322	Ieva Berlande			48:24,9	+05:37	27.88 km/h	9:15,5	9:15	9:33	9:26	10:11	9:57				
11	323	Denisa	ASI-SkiBox		48:25,3	+05:37	27.87 km/h	8:32,7	8:32	10:09	9:34	10:30	9:38				
12	372	Laine Kreitale	ASI		48:25,9	+05:38	27.87 km/h	8:32,2	8:32	9:44	9:38	10:29	10:02				
13	329	Nele-Liis Võhma	Rakvere Bont		49:50,9	+07:03	27.08 km/h	9:16,6	9:16	9:33	9:29	11:03	10:27				
14	325	Maryte Mooses	Rakvere Bont		51:08,5	+08:20	26.39 km/h	9:18,0	9:18	10:53	10:25	10:33	9:59				
15	328	Elizabete Anna Racika			51:09,2	+08:21	26.39 km/h	9:15,9	9:15	9:33	9:27	12:03	10:48				
16	405	Käroli Kütt	Rullibuss Team		51:09,6	+08:22	26.38 km/h	9:55,6	9:55	10:16	10:25	10:33	9:59				
17	334	Birgit Toming	Rakvere Bont		51:10,2	+08:22	26.38 km/h	9:24,2	9:24	10:45	10:25	10:33	10:01				
18	392	Getrin Raudsepp			51:11,2	+08:23	26.37 km/h	9:54,0	9:54	10:18	10:23	10:31	10:02				
19	330	Janne Õispuu			51:13,1	+08:25	26.35 km/h	9:55,3	9:55	10:16	10:24	10:32	10:03				
20	339	Loreta Luize Jurevica	SK Ziemelpols		51:13,3	+08:25	26.35 km/h	9:54,5	9:54	10:15	10:27	10:32	10:04				
21	391	Marian Märton	Patinar Por Gandia		51:14,0	+08:26	26.34 km/h	9:53,6	9:53	10:15	10:27	10:30	10:05				
22	272	Gerli Eltermaa	Rakvere Naised		51:14,2	+08:26	26.34 km/h	9:54,4	9:54	10:16	10:24	10:33	10:04				
23	360	Evija Graumane	BJC Laimite		51:16,3	+08:28	26.33 km/h	9:54,2	9:54	10:15	10:25	10:32	10:07				
24	333	Anna Grišina	Rullibuss Team		51:25,1	+08:37	26.25 km/h	9:56,4	9:56	10:14	10:24	10:34	10:15				
25	371	Liivika Ivanov	Rakvere Bont		54:13,3	+11:25	24.89 km/h	10:41,8	10:41	10:43	11:02	10:55	10:50				
26	381	Annely Lihtne	A2K		55:27,0	+12:39	24.34 km/h	10:41,6	10:41	10:42	11:28	11:29	11:03				
27	342	Reet Kruusmann	Rakvere Bont		55:31,5	+12:43	24.31 km/h	10:42,1	10:42	10:43	11:00	11:20	11:45				
28	344	Tea Visse			55:38,4	+12:50	24.26 km/h	10:42,0	10:42	10:43	11:00	11:20	11:51				
29	365	Alexandra Laanemägi	Rakvere Bont		57:03,1	+14:15	23.66 km/h	11:04,3	11:04	11:29	11:41	11:28	11:18				
30	379	Heidi Jürisoo			57:04,3	+14:16	23.65 km/h	11:05,9	11:05	11:28	11:42	11:27	11:20				
31	388	Birgit Peterson			59:44,5	+16:56	22.59 km/h	11:06,3	11:06	11:28	11:42	12:55	12:31				
32	385	Jana Tamberg			65:09,1	+22:21	20.72 km/h	12:48,9	13:10	13:07	13:11	12:48	12:50				
33	393	Mirjam Laht			65:33,9	+22:46	20.59 km/h	12:44,9	13:27	12:44	13:04	13:00	13:16				
34	386	Laila Ahu			67:03,9	+24:16	20.12 km/h	13:11,9	13:28	13:13	13:39	13:11	13:30				

Koht	Number	Nimi	Klubi	Riik	Tulemus	Kaotus	Keskmine kiirus	Kiireim	Ring 1	Ring 2	Ring 3	Ring 4	Ring 5	Ring 6	Ring 7	Ring 8	Ring 9
35	370	Maris Praats	Rakvere Bont		68:12,3	+25:24	19.79 km/h	11:53,6	11:53	13:02	13:50	14:16	15:08				
36	368	Kirsi Gertrud Meigas			72:56,7	+30:09	18.50 km/h	11:59,2	11:59	13:11	14:46	16:14	16:45				
37	369	Kristin Aart	Rakvere Bont		77:18,5	+34:30	17.46 km/h	12:21,3	12:21	12:52	16:00	16:40	19:23				
38	394	Kersti Ojala			79:56,8	+37:09	16.88 km/h	15:17,5	15:33	15:17	16:06	16:24	16:34				
-	327	Katrina Kalvane	BJC Laimite		DNF		28.65 km/h	9:15,6	9:15	9:33	9:26						
-	362	Anneli Kymäläinen	Turun Urheiluliitto		DNF		28.65 km/h	8:32,5	8:32	10:16	9:27						
-	359	Edyt Taganõmm			DNF		18.07 km/h	14:29,4	14:40	14:29	15:39						
-	345	Janika Rukis			DNS												
-	363	Getter Rebane	Rakvere Bont		DNS												
-	364	Getter Kiisk	Tartu Inline Team		DNS												

CHILLI RAHVARULL

MEHED

1	505	Rodrigo Saudins	BJC Laimite		20:15,4	--	26.65 km/h	9:57,7	9:57	10:17							
2	569	Juris Pencis			20:59,3	+00:43	25.72 km/h	10:11,4	10:11	10:47							
3	551	Urho Eklund	HTL		21:20,2	+01:04	25.30 km/h	10:37,3	10:37	10:42							
4	568	Antti Vähä-Vahe			21:20,7	+01:05	25.29 km/h	10:37,5	10:37	10:43							
5	538	Alberts Krums	SK ASI		21:41,5	+01:26	24.89 km/h	10:40,1	10:40	11:01							
6	526	Ricards Liepins	BJC Laimite		23:22,5	+03:07	23.10 km/h	11:18,4	11:18	12:04							
7	561	Robin Luik			23:28,7	+03:13	22.99 km/h	11:37,3	11:37	11:51							
8	400	Mika Jaaskelainen			23:45,9	+03:30	22.72 km/h	11:47,6	11:58	11:47							
9	550	Renet Riitsalu	Tartu Slalom		23:46,6	+03:31	22.71 km/h	11:50,7	11:55	11:50							
10	501	Karlis Lejstrauts	BJC "Laimite"		23:49,5	+03:34	22.66 km/h	11:51,7	11:51	11:57							
11	552	Jonathan Habakukk			23:52,8	+03:37	22.61 km/h	11:53,5	11:59	11:53							
12	553	Kristjan Habakukk			23:53,9	+03:38	22.59 km/h	11:55,0	11:58	11:55							
13	559	Mikk Nigu			24:04,7	+03:49	22.42 km/h	11:43,9	12:20	11:43							
14	521	Renars Saudins	BJC Laimite		24:08,8	+03:53	22.36 km/h	11:46,1	12:22	11:46							
15	515	Taimo Lipp	Rakvere Bont		24:09,1	+03:53	22.35 km/h	11:49,1	12:20	11:49							
16	565	Endijs Škutans			24:23,2	+04:07	22.14 km/h	11:39,9	11:39	12:43							
17	522	Janis Lejstrauts	BJC Laimite		24:51,8	+04:36	21.71 km/h	12:22,0	12:22	12:29							
18	563	Janis Fokrots	SK ASI		25:11,8	+04:56	21.43 km/h	11:53,8	11:53	13:18							
19	548	Taavi Mark			25:19,8	+05:04	21.31 km/h	12:38,6	12:41	12:38							
20	575	Hannes Peebo			25:20,0	+05:04	21.31 km/h	12:32,7	12:32	12:47							
21	571	Toomas Jõgisu			25:45,2	+05:29	20.96 km/h	12:24,8	12:24	13:20							
22	562	Meelis Sula			25:54,5	+05:39	20.84 km/h	12:30,9	13:23	12:30							
23	544	Carl Eric Oks			26:04,3	+05:48	20.71 km/h	12:53,7	12:53	13:10							
24	567	Sander Roosimägi			26:32,3	+06:16	20.34 km/h	13:08,3	13:08	13:24							
25	543	Kimmo Juhani Laurila			28:06,6	+07:51	19.20 km/h	13:36,2	14:30	13:36							
26	560	Karl-Robert Promm			29:03,0	+08:47	18.58 km/h	14:11,6	14:11	14:51							
27	556	Kristen Soha			32:15,2	+11:59	16.74 km/h	15:00,5	15:00	17:14							
28	555	Marek Reimal			34:02,4	+13:46	15.86 km/h	16:47,8	17:14	16:47							
29	554	Hendrik Reimal			34:03,6	+13:48	15.85 km/h	16:48,6	17:14	16:48							
-	399	Ilari Jaaskelainen			DNS												

Koht	Number	Nimi	Klubi	Riik	Tulemus	Kaotus	Keskmine kiirus	Kiireim	Ring 1	Ring 2	Ring 3	Ring 4	Ring 5	Ring 6	Ring 7	Ring 8	Ring 9
-	504	Rene Närep			DNS												
-	506	Kristaps Nezamovs	BJC Laimite		DNS												
-	513	Arno Pusnins			DNS												
NAISED																	
1	537	Katrina Krumina	SK ASI		21:40,2	--	24.91 km/h	10:40,2	10:40	10:59							
2	539	Magdaleena Valge	Rullibuss Team		23:22,4	+01:42	23.10 km/h	11:28,9	11:53	11:28							
3	520	Inga Priedite	BJC Laimite		23:30,6	+01:50	22.96 km/h	11:20,6	11:20	12:10							
4	528	Beate Tolmane			23:48,3	+02:08	22.68 km/h	11:48,9	11:59	11:48							
5	500	Beatrise Fokrota	SK ASI		23:53,9	+02:13	22.59 km/h	11:21,0	11:21	12:32							
6	529	Susanna Pappel	Rullibuss Team		23:55,5	+02:15	22.56 km/h	11:55,8	11:55	11:59							
7	502	Marta Lejstraute	BJC "Laimite"		24:02,4	+02:22	22.46 km/h	11:56,0	11:56	12:06							
8	570	Alina Rump			24:35,3	+02:55	21.96 km/h	12:09,9	12:25	12:09							
9	547	Linda Skuja			24:37,8	+02:57	21.92 km/h	12:07,8	12:07	12:29							
10	509	Estere Kalvane	BJC Laimite		25:10,8	+03:30	21.44 km/h	12:01,5	12:01	13:09							
11	532	Laura-Liis Juursalu			25:20,0	+03:39	21.31 km/h	12:26,4	12:26	12:53							
12	508	Emilija Racika	BJC Laimite		25:27,0	+03:46	21.21 km/h	12:01,1	12:01	13:25							
13	511	Romi Buusmann			25:34,1	+03:53	21.11 km/h	12:26,3	12:26	13:07							
14	558	Triin Tillart			25:52,5	+04:12	20.86 km/h	12:43,0	13:09	12:43							
15	557	Nele Sula			25:54,3	+04:14	20.84 km/h	12:30,5	13:23	12:30							
16	546	Kerly Saarna			25:54,7	+04:14	20.83 km/h	12:53,7	12:53	13:00							
17	503	Astra Lejstraute	BJC "Laimite"		26:05,0	+04:24	20.70 km/h	12:55,1	13:09	12:55							
18	510	Raili Nõlvak			26:07,6	+04:27	20.66 km/h	12:57,7	13:09	12:57							
19	525	Maarja-Liis Loodus			26:09,4	+04:29	20.64 km/h	13:01,1	13:08	13:01							
20	514	Gerlin Lipp	Rakvere Bont		26:15,4	+04:35	20.56 km/h	13:06,5	13:06	13:08							
21	536	Ketlin Toming			26:15,7	+04:35	20.56 km/h	13:06,8	13:06	13:08							
22	535	Lisandra Tarmet	Rullibuss Team		26:21,0	+04:40	20.49 km/h	13:04,4	13:04	13:16							
23	512	Victoria Pagar	Rullibuss Team		26:21,1	+04:40	20.49 km/h	13:04,5	13:04	13:16							
24	534	Heli-Ly Kruusmann	Rakvere Bont		26:29,3	+04:49	20.38 km/h	13:07,1	13:07	13:22							
25	358	Marion Kuntu			26:30,3	+04:50	20.37 km/h	13:07,7	13:07	13:22							
26	566	Ester Kuntu			26:31,8	+04:51	20.35 km/h	13:03,8	13:03	13:28							
27	523	Gloria Veskimeister	Rull-iluuisuklubi "FOX"		26:49,1	+05:08	20.13 km/h	13:04,8	13:04	13:44							
28	572	Helen Ozols			27:28,6	+05:48	19.65 km/h	13:28,0	13:28	14:00							
29	545	Eve Uueküla			27:42,2	+06:02	19.49 km/h	13:32,4	14:09	13:32							
30	549	Kristi Rao			27:43,3	+06:03	19.47 km/h	13:41,2	14:02	13:41							
31	518	Merili Saks			28:05,5	+06:25	19.22 km/h	13:37,8	14:27	13:37							
32	564	Daniela Novikova	BJC "Laimite"		28:14,4	+06:34	19.12 km/h	13:11,4	13:11	15:03							
33	542	Helina Poom	SK Pedja		28:17,5	+06:37	19.08 km/h	14:04,5	14:04	14:13							
34	533	Daniela Anna Livcane	SK ASI		29:04,9	+07:24	18.56 km/h	13:34,0	13:34	15:30							
35	541	Maria Mällas			32:17,4	+10:37	16.72 km/h	15:14,3	17:03	15:14							
36	519	Simona Saks			32:23,8	+10:43	16.66 km/h	15:29,4	16:54	15:29							
37	524	Kaia-Liisa Habicht			33:21,9	+11:41	16.18 km/h	16:23,0	16:58	16:23							
38	516	Rebecca Ilves	Rakvere Bont		33:44,0	+12:03	16.00 km/h	13:17,4	13:17	20:26							

Koht	Number	Nimi	Klubi	Riik	Tulemus	Kaotus	Keskmine kiirus	Kiireim	Ring 1	Ring 2	Ring 3	Ring 4	Ring 5	Ring 6	Ring 7	Ring 8	Ring 9
-	507	Sofija Tina Snikere	BJC Laimite		DNS												
-	527	Kristiina Piikmann			DNS												
-	530	Kerli Prohorenko	SK Tervis		DNS												
-	531	Raili Rahumägi			DNS												
-	540	Hanna Valge			DNS												
-	1358	Marion Kuntu			DNS												

TUTTY-FRUTTY LASTESÖIT






MEHED

1	1011	Ralfs Konrads	BJC Laimite		05:28,9	--	27.35 km/h	5:28,9	5:28								
2	1067	Gustavs Vacietis			05:36,0	+00:07	26.78 km/h	5:36,0	5:36								
3	1012	Rodrigo Saudins	BJC Laimite		06:01,2	+00:32	24.91 km/h	6:01,2	6:01								
4	1018	Lukass Pusnins			06:01,3	+00:32	24.90 km/h	6:01,3	6:01								
5	1062	Urho Eklund	HTL		06:39,0	+01:10	22.55 km/h	6:39,0	6:39								
6	1033	Ricards Liepins			06:47,8	+01:18	22.06 km/h	6:47,8	6:47								
7	1032	Steven Viigand			06:48,2	+01:19	22.04 km/h	6:48,2	6:48								
8	1071	Robin Luik			07:00,7	+01:31	21.39 km/h	7:00,7	7:00								
9	1064	Viljami Ylänen	HTL		07:03,0	+01:34	21.27 km/h	7:03,0	7:03								
10	1024	Rico-Helander	Rakvere Bont		07:04,6	+01:35	21.19 km/h	7:04,6	7:04								
11	1077	Endijs Skutans			07:05,5	+01:36	21.14 km/h	7:05,5	7:05								
12	1026	Mairon Moisto			07:05,5	+01:36	21.14 km/h	7:05,5	7:05								
13	1076	Edvards Vacietis			07:05,6	+01:36	21.14 km/h	7:05,6	7:05								
14	1002	Karlis Lejstrauts	BJC "Laimīte"		07:14,6	+01:45	20.70 km/h	7:14,6	7:14								
15	1010	Renet Riitsalu	Tartu Slalom		07:23,7	+01:54	20.28 km/h	7:23,7	7:23								
16	1063	Ilari Jääskeläinen	HTL		07:29,4	+02:00	20.02 km/h	7:29,4	7:29								
17	1066	Domantas Svazas			07:29,7	+02:00	20.00 km/h	7:29,7	7:29								
18	1074	Lenni Vellonen			07:54,3	+02:25	18.97 km/h	7:54,3	7:54								
19	1037	Carl Eric Oks			07:55,8	+02:26	18.91 km/h	7:55,8	7:55								
20	1057	Jesse Valge	Rullibuss Team		09:09,9	+03:40	16.36 km/h	9:09,9	9:09								
21	1078	Emils Škutans			09:23,4	+03:54	15.97 km/h	9:23,4	9:23								
22	1069	Kristen Soha			09:24,2	+03:55	15.94 km/h	9:24,2	9:24								
23	1035	Andrius Mäeks			09:42,0	+04:13	15.46 km/h	9:42,0	9:42								
24	1060	Markus Mark			11:52,5	+06:23	12.63 km/h	11:52,5	11:52								
25	1073	Veeti Vellonen			13:53,0	+08:24	10.80 km/h	13:53,0	13:53								
26	1049	Sebastian Luks			14:15,2	+08:46	10.52 km/h	14:15,2	14:15								
27	1058	Marten Mällas			19:22,6	+13:53	7.74 km/h	19:22,6	19:22								
-	1005	Ralf Rooteman	HK TORNAADO		DNS												
-	1013	Kristaps Nezamovs	BJC Laimite		DNS												
-	1019	Arno Pusnins			DNS												
-	1043	Kristjan Prohorenko	SK Tervis		DNS												
-	1048	Markuss Timermanis	BJC "Laimīte"		DNS												

NAISED

1	1027	Anna Krumina	SK ASI		05:40,2	--	26.44 km/h	5:40,2	5:40								
---	------	--------------	--------	--	---------	----	------------	--------	------	--	--	--	--	--	--	--	--

Koht	Number	Nimi	Klubi	Riik	Tulemus	Kaotus	Keskmine kiirus	Kiireim	Ring 1	Ring 2	Ring 3	Ring 4	Ring 5	Ring 6	Ring 7	Ring 8	Ring 9
2	1001	Amanda Eihmane	Sk-ASI		06:10,7	+00:30	24.27 km/h	6:10,7	6:10								
3	1007	Loreta Luize Jurevica	SK Ziemelpols		06:21,5	+00:41	23.58 km/h	6:21,5	6:21								
4	1028	Katrina Krumina	SK ASI		06:50,0	+01:09	21.94 km/h	6:50,0	6:50								
5	1056	Magdaleena Valge	Rullibuss Team		06:59,2	+01:18	21.46 km/h	6:59,2	6:59								
6	1040	Beatrise Fokrota	SK ASI		07:03,8	+01:23	21.23 km/h	7:03,8	7:03								
7	1009	Susanna Pappel	Rullibuss Team		07:25,0	+01:44	20.22 km/h	7:25,0	7:25								
8	1003	Marta Lejstrauta	BJC "Laimīte"		07:25,1	+01:44	20.21 km/h	7:25,1	7:25								
9	1022	Gerlin Lipp	Rakvere Bont		07:29,7	+01:49	20.01 km/h	7:29,7	7:29								
10	1008	Daniela Anna Livcane			07:32,4	+01:52	19.89 km/h	7:32,4	7:32								
11	1038	Beate Tolmane			07:33,3	+01:53	19.85 km/h	7:33,3	7:33								
12	1004	Iris Nurgamaa	Jõhvi RS		07:33,4	+01:53	19.84 km/h	7:33,4	7:33								
13	1023	Heli-Ly Kruusmann	Rakvere Bont		07:33,4	+01:53	19.84 km/h	7:33,4	7:33								
14	1015	Emilija Racika	BJC Laimite		07:44,0	+02:03	19.39 km/h	7:44,0	7:44								
15	1052	Lisandra Tarmet	Rullibuss Team		07:44,0	+02:03	19.39 km/h	7:44,0	7:44								
16	1017	Victoria Pagar	Rullibuss Team		07:44,6	+02:04	19.36 km/h	7:44,6	7:44								
17	1075	Daniela Novikova	BJC "Laimīte"		08:19,1	+02:38	18.03 km/h	8:19,1	8:19								
18	1016	Estere Kalvane	BJC Laimite		08:19,9	+02:39	18.00 km/h	8:19,9	8:19								
19	1042	Indela Lisanne	SK Tervis		08:40,3	+03:00	17.29 km/h	8:40,3	8:40								
20	1044	Saar Lisete	SK Tervis		08:46,5	+03:06	17.09 km/h	8:46,5	8:46								
21	1030	Rebeka Ivanov	Rakvere Bont		08:46,7	+03:06	17.08 km/h	8:46,7	8:46								
22	1068	Kaia Oder			09:12,0	+03:31	16.30 km/h	9:12,0	9:12								
23	1021	Adeele Aart	Rakvere Bont		09:29,9	+03:49	15.78 km/h	9:29,9	9:29								
24	1047	Mirjam Kalvik			09:31,0	+03:50	15.75 km/h	9:31,0	9:31								
25	1065	Laura Anga			09:49,8	+04:09	15.25 km/h	9:49,8	9:49								
26	1079	Simona Viikmann			09:52,8	+04:12	15.18 km/h	9:52,8	9:52								
27	1006	Mirtel Kaljas			10:02,9	+04:22	14.92 km/h	10:02,9	10:02								
28	1046	Raili Rahumägi			10:05,9	+04:25	14.85 km/h	10:05,9	10:05								
29	1045	Liisa Saska	SK Tervis		10:34,5	+04:54	14.18 km/h	10:34,5	10:34								
30	1029	Melissa-Mai Lichtfeldt	Rakvere Bont		10:55,2	+05:14	13.73 km/h	10:55,2	10:55								
31	1053	Carmen Kazantseva			11:37,4	+05:57	12.90 km/h	11:37,4	11:37								
32	1059	Isabelle Oks			11:54,6	+06:14	12.59 km/h	11:54,6	11:54								
33	1025	Eliis Pihlak	Rakvere Bont		12:29,2	+06:48	12.01 km/h	12:29,2	12:29								
34	1055	Arabella Raie			14:10,1	+08:29	10.58 km/h	14:10,1	14:10								
35	1039	Iris Vaher			14:14,9	+08:34	10.52 km/h	14:14,9	14:14								
36	1036	Aleksandria Mäeks			15:23,4	+09:43	9.74 km/h	15:23,4	15:23								
37	1070	Berit Sula			16:02,6	+10:22	9.34 km/h	16:02,6	16:02								
-	1014	Sofija Tina Snikere	BJC Laimite		DNS												
-	1020	Ketlin Toming	Rakvere Bont		DNS												
-	1031	Elis Part	Rakvere Bont		DNS												
-	1034	Berit Tilk	Rullibuss Team		DNS												
-	1041	Andra Adele Andruse	SK Tervis		DNS												
-	1050	Mia Brit Kreos			DNS												

Koht	Number	Nimi	Klubi	Riik	Tulemus	Kaotus	Keskmine kiirus	Kiireim	Ring 1	Ring 2	Ring 3	Ring 4	Ring 5	Ring 6	Ring 7	Ring 8	Ring 9
-	1051	Kertu Orav			DNS												
-	1054	Marizell Ojala			DNS												
-	1061	Ieva Kucina	ASI Ski-Box		DNS												
-	1072	Viktoria Setško			DNS												
-	1080	Karolin Karja			DNS												

Rada: tänavad. Ilm: temperatuur +17 kraadi C, tuul 2 - 4 m/s, vahelduvalt pilves, kuiv
Osalejaid 409