

LAULASMAA ULTRA 2018

09./10.06.2018, Laulasmaa










Korraldaja (Organizer) - Ultrajooksuklubi Estonian Ultrarunners Team, Henri Vennikas

Ilm (Weather): temperatuur +19 kraadi (degrees) C, tuul (wind) 1 - 3 m/s, päikeseline (sunny)

Ajamõõtmise tehnika ja korraldus: ANTROTSENTER OÜ, Urmas Paejärv

Place	W/M	No.	Name	Distance	Result	Kiirus-Speed	Lap 1	Lap 2	Lap 3	Lap 4	Lap 5	Lap 6	Lap 7	Lap 8	Lap 9	Lap 10	Lap 11	Lap 12
1.	1.	2	Toomas Unt	211.0 km	23:33:02,0	06:41 min/km - 7.46 km/h	2:02:38	2:01:12	2:07:44	2:08:42	2:21:34	2:33:53	2:32:36	2:37:32	2:28:35	2:38:31		
2.	2.	3	Priit Valk	211.0 km	26:49:48,4	07:37 min/km - 6.55 km/h	2:11:07	2:13:11	2:27:30	2:42:51	2:52:30	2:46:15	2:56:03	2:47:15	3:05:24	2:47:38		
3.	3.	4	Tarvo Siim	211.0 km	28:37:31,8	08:08 min/km - 6.14 km/h	2:29:43	2:23:00	2:37:22	2:28:38	2:57:27	3:42:57	2:50:22	2:48:02	3:08:53	3:11:03		
4.	4.	13	Vallo Prints	211.0 km	30:26:27,0	08:39 min/km - 5.77 km/h	2:12:33	2:29:45	2:53:02	2:46:36	3:01:25	3:30:06	3:23:37	3:19:51	3:24:38	3:24:49		
5.	1.	37	Raili Rüütel	211.0 km	31:41:17,5	09:00 min/km - 5.54 km/h	2:12:23	2:17:07	2:25:20	2:36:45	2:56:03	3:44:35	3:32:55	4:15:09	3:56:43	3:44:13		
6.	5.	8	Jaak Rohtsalu	211.0 km	31:44:23,6	09:01 min/km - 5.53 km/h	2:30:48	2:26:49	2:41:26	2:58:38	3:15:50	3:33:45	3:29:34	3:26:21	3:42:22	3:38:45		
7.	2.	21	Ulvi Lond	177.8 km	29:09:50,3	09:50 min/km - 5.08 km/h	2:20:32	2:38:25	2:50:40	3:09:49	3:31:47	5:33:19	3:38:35	3:42:32	0:36:56	0:36:29	0:30:41	
8.	3.	12	Liina Kesamaa	177.8 km	29:48:32,3	10:03 min/km - 4.97 km/h	2:19:32	2:34:17	2:42:03	2:54:04	3:10:36	3:53:01	5:50:00	4:25:03	0:36:04	0:42:12	0:41:34	
9.	6.	36	Raul Kangur	168.8 km	21:54:20,4	07:47 min/km - 6.42 km/h	2:00:26	2:03:59	2:24:55	2:32:25	2:36:54	2:50:03	3:26:55	3:58:39				
10.	7.	25	Martin Rohtsalu	150.7 km	25:43:00,9	10:14 min/km - 4.88 km/h	2:47:20	2:52:40	3:00:21	3:15:02	3:42:29	4:20:02	4:56:04	0:48:59				
11.	4.	40	Ülle Liiv	147.7 km	25:57:43,1	10:32 min/km - 4.74 km/h	2:21:56	2:23:42	5:12:13	5:22:08	3:45:07	3:39:28	3:13:06					
12.	5.	26	Kristi Rohtsalu	147.7 km	26:34:18,8	10:47 min/km - 4.63 km/h	2:50:24	2:58:42	2:58:13	3:20:02	4:15:28	4:26:55	5:44:32					
13.	8.	49	Ragnar Virma	126.6 km	15:50:21,0	07:30 min/km - 6.66 km/h	2:25:29	2:25:14	2:33:58	2:34:03	2:46:57	3:04:38						
14.	9.	48	Märten Mõttus	126.6 km	24:08:52,4	11:26 min/km - 4.36 km/h	2:10:45	2:30:08	2:41:17	2:43:35	3:11:44	10:51:21						
15.	10.	24	Ülar Aasa	114.5 km	16:34:15,7	08:41 min/km - 5.75 km/h	2:21:32	2:53:48	3:05:27	3:12:04	3:40:48	0:28:52	0:26:44	0:24:56				
16.	11.	15	Timo Porval	111.5 km	14:37:51,8	07:52 min/km - 6.35 km/h	2:22:38	2:28:57	2:47:02	2:49:19	3:19:16	0:26:42	0:23:54					
17.	12.	32	Nikita Tserednitsenko	108.5 km	21:28:16,9	11:52 min/km - 4.21 km/h	2:45:51	2:32:39	2:40:22	4:31:41	7:52:04	1:05:37						
18.	13.	30	Vadim Palamartsuk	108.5 km	21:28:18,8	11:52 min/km - 4.21 km/h	2:45:51	2:32:40	2:40:23	4:31:42	7:52:03	1:05:38						
19.	14.	22	Margus Mäeots	108.5 km	23:58:03,5	13:15 min/km - 3.77 km/h	3:08:16	3:23:33	2:39:42	4:13:04	4:05:24	6:28:01						
20.	15.	39	Peeter Vennikas	105.5 km	12:16:23,8	06:58 min/km - 7.16 km/h	2:13:17	2:10:37	2:20:06	2:32:07	3:00:14							
21.	16.	11	Margus Haljaste	105.5 km	13:58:51,5	07:57 min/km - 6.28 km/h	2:12:44	2:19:56	2:51:04	3:02:41	3:32:25							
22.	17.	17	Andrei King	105.5 km	14:13:30,5	08:05 min/km - 6.18 km/h	2:44:01	2:45:13	2:44:34	2:50:15	3:09:25							
23.	18.	55	Andres Pae	105.5 km	14:27:39,5	08:13 min/km - 6.07 km/h	2:20:33	2:23:14	2:59:05	3:28:03	3:16:42							
24.	19.	6	Martin Sökk	105.5 km	14:47:17,9	08:24 min/km - 5.94 km/h	2:26:58	2:33:52	2:53:14	3:26:25	3:26:47							
25.	20.	14	Martin Mäng	105.5 km	24:41:39,0	14:02 min/km - 3.56 km/h	2:18:46	2:41:39	3:44:11	11:27:06	4:29:55							
26.	6.	52	Helen Altküla	105.5 km	27:26:27,3	15:36 min/km - 3.20 km/h	3:40:59	3:35:14	3:35:08	3:36:42	12:58:22							
27.	21.	35	Heno Ivanov	84.4 km	10:46:09,0	07:39 min/km - 6.53 km/h	2:05:24	2:19:39	2:43:09	3:37:56								
28.	22.	54	Jan Erik Alliksaar	84.4 km	11:03:16,8	07:51 min/km - 6.36 km/h	2:26:59	2:33:11	2:55:32	3:07:34								
29.	7.	5	Maali Pruul	84.4 km	13:07:15,1	09:19 min/km - 5.36 km/h	2:43:18	2:53:05	3:20:41	4:10:09								
30.	23.	53	Indrek Alliksaar	84.4 km	14:28:07,3	10:17 min/km - 4.86 km/h	3:41:00	3:36:40	3:33:41	3:36:44								
31.	24.	29	Reigo Peial	84.4 km	16:38:06,1	11:49 min/km - 4.22 km/h	3:16:33	4:08:30	4:27:29	4:45:32								
32.	25.	33	Denis Piskunov	84.4 km	21:28:16,6	15:15 min/km - 3.27 km/h	2:45:50	5:13:02	4:31:42	8:57:40								
33.	26.	18	Üllar Satsi	63.3 km	7:08:11,8	06:45 min/km - 7.39 km/h	2:12:31	2:20:10	2:35:30									
34.	27.	43	Artis Licitis	63.3 km	7:39:59,9	07:16 min/km - 6.88 km/h	2:11:49	2:28:11	2:59:59									
35.	8.	9	Mari-Liis Kanter	63.3 km	7:50:48,6	07:26 min/km - 6.72 km/h	2:26:57	2:33:14	2:50:35									
36.	28.	20	Kaido Lilloja	63.3 km	7:55:28,2	07:30 min/km - 6.65 km/h	2:22:47	2:31:15	3:01:24									
37.	29.	7	Alvar Lumberg	63.3 km	8:03:24,4	07:38 min/km - 6.54 km/h	2:27:39	2:32:24	3:03:20									
38.	9.	10	Heleene Ilves	63.3 km	8:06:32,1	07:41 min/km - 6.50 km/h	2:21:23	2:28:28	3:16:40									
39.	30.	31	Erik Jõgi	63.3 km	8:09:56,9	07:44 min/km - 6.45 km/h	2:27:14	2:32:59	3:09:42									
40.	31.	47	Joel Juht	63.3 km	8:57:05,4	08:29 min/km - 5.89 km/h	2:43:17	2:52:07	3:21:40									
41.	32.	16	Valdo Jahilo	63.3 km	8:57:36,7	08:29 min/km - 5.88 km/h	2:48:19	2:52:49	3:16:28									
42.	33.	23	Valdo Kanemägi	63.3 km	9:47:07,4	09:16 min/km - 5.39 km/h	2:39:08	3:15:55	3:52:03									
43.	10.	46	Aveli Vellerind	63.3 km	12:42:52,5	12:03 min/km - 4.14 km/h	3:22:25	3:52:16	5:28:10									
44.	34.	27	Rivo Siimo	63.3 km	14:20:17,6	13:35 min/km - 3.67 km/h	3:08:15	3:23:35	7:48:26									
45.	35.	28	Kristjan Kivirand	63.3 km	14:20:18,0	13:35 min/km - 3.67 km/h	3:08:13	3:40:23	7:31:41									
46.	36.	51	Janno Greenbaum	42.2 km	4:00:58,5	05:42 min/km - 8.75 km/h	2:00:26	2:00:32										

LAULASMAA ULTRA 2018

Place	W/M	No.	Name		Distance	Result	Kiirus-Speed	Lap 1	Lap 2	Lap 3	Lap 4	Lap 5	Lap 6	Lap 7	Lap 8	Lap 9	Lap 10	Lap 11	Lap 12
47.	37.	50	Marek Ojasalu		42.2 km	6:04:22,6	08:38 min/km - 5.79 km/h	2:42:04	3:22:18										
48.	11.	44	Janika Liiv		42.2 km	6:41:47,1	09:31 min/km - 5.25 km/h	2:57:37	3:44:10										
49.	12.	34	Marianne Pendra		42.2 km	6:42:40,9	09:32 min/km - 5.23 km/h	2:58:18	3:44:22										
50.	13.	19	Leili Teeväli		42.2 km	6:49:21,9	09:42 min/km - 5.15 km/h	3:20:06	3:29:15										
51.	14.	38	Anu Raja		42.2 km	6:57:24,2	09:53 min/km - 5.05 km/h	3:14:20	3:43:03										
52.	38.	45	Rain Vellerind		21.1 km	1:56:48,6	05:32 min/km - 9.03 km/h	1:56:48											
53.	15.	1	Pille Vennikas		21.1 km	4:55:03,5	13:59 min/km - 3.57 km/h	4:55:03											
		41	Valdeko Alliksaar		0.0 km	0:00:00,0													
		42	Priit Kallas		0.0 km	0:00:00,0													

Amount of participants: 55