

40. JAANIJOOKS ÜMBER KARKSI-NUIA PAISJÄRVE

TULEMUSED VÕISTLUSKLASSIDES





































23.06.2017, Karksi-Nuia



































Korraldaja - Karksi-Nuia Spordikool, Karksi Vallavalitsuse ja Vallavolikogu spordikomisjoni töörühm, MTÜ Karksi Sport, Jaak Israel



Rada: Maastik. Ilma: temperatuur +16 kraadi C, tuule kiirus 2 - 4 m/s, päikeseline

Ajamõõtmise korraldus: ANTROTSENTER OÜ, Urmas Paejärv


Koht	Number	Nimi	Riik	Klubi	Tulemus	Kaotus võitjale	Kaotus eelmisele	1. pool	Kiirus	2. pool	Kiirus	Keskmine kiirus
Mehed												
1	43	Argo Jõesoo			14:39,9	--	--	7:19,2	18.03 km/h	7:20,6	17.97 km/h	18.00 km/h
2	332	Bert Tippi		Treeningplaan.	14:48,3	+00:08	+00:08	7:20,2	17.98 km/h	7:28,0	17.67 km/h	17.83 km/h
3	331	Morten Priks		VAK Staier	15:52,1	+01:12	+01:03	7:38,9	17.25 km/h	8:13,2	16.05 km/h	16.63 km/h
4	124	Olav Paris		VAK Staier	16:31,7	+01:51	+00:39	7:59,7	16.50 km/h	8:31,9	15.47 km/h	15.97 km/h
5	68	Gunnar Kingo		Treeningpartne	16:52,9	+02:13	+00:21	8:17,4	15.92 km/h	8:35,4	15.36 km/h	15.63 km/h
6	174	Rainis			16:57,0	+02:17	+00:04	8:17,9	15.90 km/h	8:39,0	15.25 km/h	15.57 km/h
7	25	Margus Hanni		Samm-Sassis	17:01,3	+02:21	+00:04	7:56,9	16.60 km/h	9:04,4	14.54 km/h	15.50 km/h
8	330	Joosep			17:19,4	+02:39	+00:18	8:43,2	15.13 km/h	8:36,1	15.34 km/h	15.23 km/h
9	313	Antti Kempfi		Karksi Racing	17:26,5	+02:46	+00:07	8:15,0	15.99 km/h	9:11,5	14.35 km/h	15.13 km/h
10	137	Aleksander		Würth	17:32,9	+02:52	+00:06	8:36,2	15.34 km/h	8:56,6	14.75 km/h	15.04 km/h
11	41	Maido Janke		vendario.eu	17:47,6	+03:07	+00:14	8:41,1	15.19 km/h	9:06,4	14.49 km/h	14.83 km/h
12	291	Jaanus Koval		Jooksupanter	17:49,8	+03:09	+00:02	8:23,9	15.71 km/h	9:25,8	13.99 km/h	14.80 km/h
13	346	Marek			17:53,5	+03:13	+00:03	8:39,3	15.24 km/h	9:14,1	14.29 km/h	14.75 km/h
14	318	Kristo Sepp		Red Bike	18:12,9	+03:33	+00:19	8:44,4	15.10 km/h	9:28,5	13.93 km/h	14.49 km/h
15	50	Marco Kahu			18:21,9	+03:42	+00:09	9:03,6	14.56 km/h	9:18,2	14.18 km/h	14.37 km/h
16	155	Igor Zahharov			18:31,4	+03:51	+00:09	9:02,0	14.61 km/h	9:29,3	13.90 km/h	14.25 km/h
17	290	Jaan Jänes		VAK Staier	18:32,2	+03:52	+00:00	8:38,8	15.26 km/h	9:53,4	13.34 km/h	14.24 km/h
18	255	Renno Ruubel		Red Moto	18:33,7	+03:53	+00:01	8:53,6	14.84 km/h	9:40,1	13.65 km/h	14.22 km/h
19	73	Marko Kivisild			18:38,6	+03:58	+00:04	8:52,5	14.87 km/h	9:46,0	13.51 km/h	14.16 km/h
20	100	Erki Maling		SEB	18:49,4	+04:09	+00:10	8:53,8	14.83 km/h	9:55,6	13.29 km/h	14.02 km/h
21	241	Mikk			18:50,0	+04:10	+00:00	9:07,9	14.45 km/h	9:42,1	13.60 km/h	14.01 km/h
22	223	Siim			18:53,5	+04:13	+00:03	9:05,2	14.52 km/h	9:48,3	13.46 km/h	13.97 km/h
23	311	Märt Mäll		SK	19:06,5	+04:26	+00:12	9:03,0	14.58 km/h	10:03,4	13.12 km/h	13.81 km/h
24	110	Mati Mikk		Elite Sport	19:08,8	+04:28	+00:02	8:58,7	14.70 km/h	10:10,0	12.98 km/h	13.78 km/h
25	226	Tarmo		TSK Joosu	19:15,1	+04:35	+00:06	8:55,5	14.78 km/h	10:19,6	12.78 km/h	13.71 km/h
26	145	Tiit			19:19,9	+04:40	+00:04	9:16,8	14.22 km/h	10:03,0	13.13 km/h	13.65 km/h

Koht	Number	Nimi	Riik	Klubi	Tulemus	Kaotus võitjale	Kaotus eelmisele	1. pool	Kiirus	2. pool	Kiirus	Keskmine kiirus
27	351	Siim			19:31,2	+04:51	+00:11	9:34,2	13.79 km/h	9:57,0	13.26 km/h	13.52 km/h
28	2	Kaspar Aarna			19:35,9	+04:56	+00:04	9:13,8	14.29 km/h	10:22,0	12.73 km/h	13.47 km/h
29	97	Kaimo Maiste			19:49,0	+05:09	+00:13	9:31,5	13.85 km/h	10:17,4	12.82 km/h	13.32 km/h
30	287	Alo Viirmaa		Sparta	20:09,2	+05:29	+00:20	9:56,5	13.27 km/h	10:12,6	12.92 km/h	13.09 km/h
31	319	Taavi Toomik			20:10,0	+05:30	+00:00	9:36,7	13.73 km/h	10:33,2	12.50 km/h	13.09 km/h
32	293	Meelis			20:13,8	+05:33	+00:03	9:23,0	14.06 km/h	10:50,8	12.16 km/h	13.04 km/h
33	113	Raido		Karksi Racing	20:15,7	+05:35	+00:01	9:39,0	13.67 km/h	10:36,6	12.44 km/h	13.02 km/h
34	103	Tõnu Mardla		VAK Staier	20:19,0	+05:39	+00:03	9:41,4	13.62 km/h	10:37,6	12.42 km/h	12.99 km/h
35	76	Kalmer Kuhi			20:20,6	+05:40	+00:01	9:36,0	13.74 km/h	10:44,6	12.28 km/h	12.97 km/h
36	158	Kalle Takel			20:25,3	+05:45	+00:04	10:17,8	12.81 km/h	10:07,5	13.03 km/h	12.92 km/h
37	303	Siim Söödor		Toru-Jüri	20:48,5	+06:08	+00:23	10:19,5	12.78 km/h	10:29,0	12.59 km/h	12.68 km/h
38	22	Toomas Giske			20:49,9	+06:10	+00:01	9:47,8	13.47 km/h	11:02,0	11.96 km/h	12.67 km/h
39	63	Magnus Kase			20:52,2	+06:12	+00:02	9:38,9	13.67 km/h	11:13,2	11.76 km/h	12.64 km/h
40	323	Joonas			20:54,8	+06:14	+00:02	9:49,4	13.43 km/h	11:05,3	11.90 km/h	12.62 km/h
41	307	Aleksander		Sisekaitseakad	21:03,8	+06:23	+00:09	9:04,5	14.54 km/h	11:59,2	11.01 km/h	12.53 km/h
42	316	Kristo Kempri		Karksi Racing	21:10,7	+06:30	+00:06	10:30,9	12.55 km/h	10:39,8	12.37 km/h	12.46 km/h
43	322	Rene			21:11,6	+06:31	+00:00	10:23,7	12.69 km/h	10:47,8	12.22 km/h	12.45 km/h
44	196	Pärt Riimas			21:14,9	+06:35	+00:03	10:07,9	13.02 km/h	11:06,9	11.87 km/h	12.42 km/h
45	329	Joonas			21:15,2	+06:35	+00:00	10:34,4	12.48 km/h	10:40,7	12.35 km/h	12.42 km/h
46	203	Janar Villbach		Karksi Racing	21:15,7	+06:35	+00:00	10:12,5	12.92 km/h	11:03,2	11.94 km/h	12.41 km/h
47	204	Alar Kaljula			21:21,7	+06:41	+00:06	10:09,1	13.00 km/h	11:12,5	11.77 km/h	12.35 km/h
48	275	Raido			21:30,1	+06:50	+00:08	10:35,4	12.46 km/h	10:54,6	12.09 km/h	12.27 km/h
49	60	Krister Kallas		TSK Joosu	21:31,6	+06:51	+00:01	10:08,2	13.02 km/h	11:23,3	11.59 km/h	12.26 km/h
50	214	Tamo Toodo		Red Moto	21:38,5	+06:58	+00:06	10:38,2	12.40 km/h	11:00,2	11.99 km/h	12.19 km/h
51	273	Marko Tats			21:39,6	+06:59	+00:01	10:20,6	12.76 km/h	11:18,9	11.66 km/h	12.18 km/h
52	173	Indrek Univer			21:52,2	+07:12	+00:12	10:31,3	12.54 km/h	11:20,8	11.63 km/h	12.07 km/h
53	270	Timmo		Karksi Racing	21:58,5	+07:18	+00:06	10:03,1	13.13 km/h	11:55,3	11.07 km/h	12.01 km/h
54	356	Danel Mets			22:05,1	+07:25	+00:06	10:49,6	12.19 km/h	11:15,4	11.72 km/h	11.95 km/h
55	264	Tanel			22:21,2	+07:41	+00:16	10:23,0	12.71 km/h	11:58,1	11.02 km/h	11.81 km/h
56	216	Hans		Õlleklubi	22:33,2	+07:53	+00:11	11:33,7	11.41 km/h	10:59,4	12.01 km/h	11.70 km/h
57	168	Leonid			22:52,6	+08:12	+00:19	10:44,0	12.29 km/h	12:08,6	10.87 km/h	11.53 km/h
58	6	Tarmo Anton			23:04,4	+08:24	+00:11	11:02,2	11.95 km/h	12:02,2	10.96 km/h	11.44 km/h
59	129	Risto Päevloo			23:05,6	+08:25	+00:01	11:10,9	11.80 km/h	11:54,6	11.08 km/h	11.43 km/h
60	269	Mikk Lepiku			23:16,8	+08:36	+00:11	11:20,8	11.63 km/h	11:56,0	11.06 km/h	11.33 km/h





Koht	Number	Nimi	Riik	Klubi	Tulemus	Kaotus võitjale	Kaotus eelmisele	1. pool	Kiirus	2. pool	Kiirus	Keskmine kiirus
61	220	Ants			23:17,2	+08:37	+00:00	11:42,5	11.27 km/h	11:34,6	11.40 km/h	11.33 km/h
62	48	Karmo Kadaja			23:23,6	+08:43	+00:06	10:59,5	12.00 km/h	12:24,1	10.64 km/h	11.28 km/h
63	302	Karel Karro		Sveba-Dahlen	23:28,6	+08:48	+00:04	11:14,1	11.74 km/h	12:14,4	10.78 km/h	11.24 km/h
64	201	Kristjan Kütt		Karksi Racing	23:31,0	+08:51	+00:02	11:27,4	11.52 km/h	12:03,6	10.94 km/h	11.22 km/h
65	232	Reevo Maidla			23:53,9	+09:14	+00:22	11:24,0	11.57 km/h	12:29,9	10.56 km/h	11.04 km/h
66	300	Allan Luhaäär			23:56,9	+09:17	+00:02	11:09,9	11.82 km/h	12:47,0	10.32 km/h	11.02 km/h
67	84	Keio Leegiste			24:00,9	+09:21	+00:03	11:12,3	11.77 km/h	12:48,5	10.30 km/h	10.99 km/h
68	233	Tarmo Meier			24:01,0	+09:21	+00:00	11:31,9	11.44 km/h	12:29,1	10.57 km/h	10.99 km/h
69	266	Mart Kallis			24:03,1	+09:23	+00:02	11:57,2	11.04 km/h	12:05,9	10.91 km/h	10.97 km/h
70	341	Janno Ligur		Ligur Racing	24:08,0	+09:28	+00:04	12:45,3	10.34 km/h	11:22,6	11.60 km/h	10.93 km/h
71	253	Oliver Tamm		Sinejärve SK	24:12,2	+09:32	+00:04	12:38,7	10.43 km/h	11:33,4	11.42 km/h	10.90 km/h
72	234	Ande Lääts			24:22,3	+09:42	+00:10	11:04,0	11.92 km/h	13:18,2	9.92 km/h	10.83 km/h
73	250	Koit-Siimeon			24:39,4	+09:59	+00:17	11:03,0	11.94 km/h	13:36,3	9.70 km/h	10.70 km/h
74	152	Tauno			24:45,9	+10:05	+00:06	13:11,6	10.00 km/h	11:34,2	11.40 km/h	10.66 km/h
75	197	Ats Rebane			24:46,0	+10:06	+00:00	11:28,8	11.49 km/h	13:17,1	9.93 km/h	10.65 km/h
76	86	Margus			24:47,3	+10:07	+00:01	11:43,1	11.26 km/h	13:04,1	10.09 km/h	10.64 km/h
77	139	Henari		Nuia PMT	24:48,7	+10:08	+00:01	12:12,8	10.80 km/h	12:35,8	10.47 km/h	10.63 km/h
78	247	Karl Rammo			25:07,3	+10:27	+00:18	12:54,9	10.22 km/h	12:12,3	10.81 km/h	10.50 km/h
79	320	Silver Aednik			25:11,7	+10:31	+00:04	12:54,7	10.22 km/h	12:17,0	10.74 km/h	10.47 km/h
80	268	Erko Küper			25:30,6	+10:50	+00:18	12:44,1	10.36 km/h	12:46,4	10.33 km/h	10.34 km/h
81	210	Oliver Giske		Viikingite Küla	25:35,2	+10:55	+00:04	12:13,7	10.79 km/h	13:21,5	9.88 km/h	10.31 km/h
82	209	Riho			25:48,7	+11:08	+00:13	12:08,2	10.87 km/h	13:40,4	9.65 km/h	10.22 km/h
83	21	Danel Giske		Karksi Racing	25:55,6	+11:15	+00:06	13:41,0	9.64 km/h	12:14,6	10.78 km/h	10.18 km/h
84	46	Kristjan Järvik		Karksi-Nuia	26:05,4	+11:25	+00:09	13:27,1	9.81 km/h	12:38,2	10.44 km/h	10.11 km/h
85	334	Rain Öpik			26:10,0	+11:30	+00:04	12:31,7	10.53 km/h	13:38,3	9.67 km/h	10.08 km/h
86	230	Elvis Pürg			26:17,8	+11:37	+00:07	13:02,8	10.11 km/h	13:14,9	9.96 km/h	10.03 km/h
87	180	Raiko			27:01,5	+12:21	+00:43	12:42,4	10.38 km/h	14:19,0	9.21 km/h	9.76 km/h
88	64	Kalmer			29:15,5	+14:35	+02:14	14:24,1	9.16 km/h	14:51,4	8.88 km/h	9.02 km/h
89	198	Roland Laprik			30:10,0	+15:30	+00:54	13:42,7	9.62 km/h	16:27,2	8.02 km/h	8.75 km/h
90	34	Tauri Hussar			30:53,9	+16:14	+00:43	14:08,9	9.32 km/h	16:45,0	7.88 km/h	8.54 km/h
91	213	Kert Vallas		Samm-Sassis	31:31,1	+16:51	+00:37	15:08,1	8.72 km/h	16:22,9	8.05 km/h	8.37 km/h
92	186	Innar Vilumets			32:56,4	+18:16	+01:25	15:34,2	8.47 km/h	17:22,2	7.59 km/h	8.01 km/h
93	333	Sten Küper		Samm-Sassis	32:57,7	+18:17	+00:01	15:34,1	8.47 km/h	17:23,6	7.58 km/h	8.00 km/h
-	11	Hans Erik		TÜ ASK	DNS				km/h		km/h	km/h


Koht	Number	Nimi	Riik	Klubi	Tulemus	Kaotus võitjale	Kaotus eelmisele	1. pool	Kiirus	2. pool	Kiirus	Keskmine kiirus
-	70	Meelis			DNS				km/h		km/h	km/h
-	82	Hardo Kõiv			DNS				km/h		km/h	km/h

Mehed kepikõnd













1	284	Jaak Viira			46:37,0	--	--	23:05,9	5.71 km/h	23:31,1	5.61 km/h	5.66 km/h
---	-----	------------	---	--	---------	----	----	---------	-----------	---------	-----------	-----------

Mehed-veteranid (nooremad)

1	91	Veljo Liplap		Kiuruveden	16:02,9	--	--	7:48,7	16.89 km/h	8:14,1	16.02 km/h	16.45 km/h
2	286	Tarmo Maiste			16:55,6	+00:52	+00:52	8:19,1	15.86 km/h	8:36,5	15.33 km/h	15.59 km/h
3	288	Margus			17:05,7	+01:02	+00:10	8:16,2	15.95 km/h	8:49,4	14.95 km/h	15.44 km/h
4	120	Arvi Palutaja			18:03,3	+02:00	+00:57	8:46,2	15.04 km/h	9:17,0	14.21 km/h	14.62 km/h
5	45	Heilo Järve		SK	18:03,8	+02:00	+00:00	8:48,5	14.98 km/h	9:15,3	14.26 km/h	14.61 km/h
6	358	Aivar Kiisler		TSK Joosu	18:05,9	+02:03	+00:02	8:42,3	15.16 km/h	9:23,6	14.05 km/h	14.58 km/h
7	3	Andres Aas		vendario.eu	19:01,4	+02:58	+00:55	9:08,0	14.44 km/h	9:53,3	13.34 km/h	13.87 km/h
8	151	Janek			19:10,7	+03:07	+00:09	9:12,5	14.33 km/h	9:58,2	13.23 km/h	13.76 km/h
9	289	Janek Vahtra			19:12,0	+03:09	+00:01	9:16,0	14.24 km/h	9:56,0	13.28 km/h	13.74 km/h
10	95	Aivar Lääne			19:17,8	+03:14	+00:05	8:48,2	14.99 km/h	10:29,6	12.57 km/h	13.68 km/h
11	162	Tõnu			19:18,9	+03:16	+00:01	9:17,6	14.20 km/h	10:01,2	13.17 km/h	13.66 km/h
12	53	Aivo Kaljumäe			19:20,9	+03:18	+00:02	9:07,0	14.47 km/h	10:13,9	12.90 km/h	13.64 km/h
13	363	Jaanus			19:32,9	+03:30	+00:12	9:52,4	13.36 km/h	9:40,5	13.64 km/h	13.50 km/h
14	185	Andres Vilper			20:15,7	+04:12	+00:42	9:27,3	13.96 km/h	10:48,4	12.21 km/h	13.02 km/h
15	317	Rainis Saar			20:28,5	+04:25	+00:12	9:57,2	13.26 km/h	10:31,3	12.54 km/h	12.89 km/h
16	305	Tauno		REKY	20:29,8	+04:26	+00:01	9:27,8	13.94 km/h	11:01,9	11.96 km/h	12.87 km/h
17	208	Kaarel Karu			20:35,0	+04:32	+00:05	10:03,3	13.12 km/h	10:31,6	12.53 km/h	12.82 km/h
18	283	Aare Einsoo			21:07,6	+05:04	+00:32	10:10,4	12.97 km/h	10:57,1	12.05 km/h	12.49 km/h
19	194	Janek		Sveba-Dahlen	21:13,8	+05:10	+00:06	10:09,2	12.99 km/h	11:04,5	11.91 km/h	12.43 km/h
20	37	Olavi Israel			21:23,0	+05:20	+00:09	10:43,4	12.30 km/h	10:39,5	12.38 km/h	12.34 km/h
21	301	Aldo Paju			21:39,4	+05:36	+00:16	10:32,7	12.51 km/h	11:06,6	11.87 km/h	12.18 km/h
22	54	Anti Kaljumäe		4kids	21:46,0	+05:43	+00:06	9:55,6	13.29 km/h	11:50,3	11.14 km/h	12.12 km/h
23	349	Toomas Ronk			21:49,9	+05:47	+00:03	10:34,2	12.48 km/h	11:15,7	11.72 km/h	12.09 km/h
24	211	Kaido Aettik		Viimsi JK	22:08,6	+06:05	+00:18	10:52,3	12.14 km/h	11:16,2	11.71 km/h	11.92 km/h
25	128	MAIRO PUKK			22:14,2	+06:11	+00:05	10:32,3	12.52 km/h	11:41,9	11.28 km/h	11.87 km/h
26	325	Oliver Õunap			22:20,6	+06:17	+00:06	10:36,6	12.44 km/h	11:44,0	11.24 km/h	11.81 km/h
27	243	Margus		Selged tuuled	22:35,7	+06:32	+00:15	10:28,1	12.60 km/h	12:07,5	10.88 km/h	11.68 km/h
28	271	Rein Tamm			22:58,4	+06:55	+00:22	11:00,9	11.98 km/h	11:57,5	11.03 km/h	11.49 km/h

Koht	Number	Nimi	Riik	Klubi	Tulemus	Kaotus võitjale	Kaotus eelmisele	1. pool	Kiirus	2. pool	Kiirus	Keskmine kiirus
29	160	Bruno Tamm			23:01,3	+06:58	+00:02	10:40,8	12.35 km/h	12:20,4	10.69 km/h	11.46 km/h
30	36	Erko Iljin		Staabi-ja	23:28,0	+07:25	+00:26	10:48,3	12.21 km/h	12:39,7	10.42 km/h	11.24 km/h
31	146	Heino Rull		Lilli	24:00,1	+07:57	+00:32	11:10,2	11.81 km/h	12:49,8	10.28 km/h	10.99 km/h
32	362	Alari Leevit			24:08,2	+08:05	+00:08	11:30,5	11.46 km/h	12:37,7	10.45 km/h	10.93 km/h
33	38	Jaak Israel		AKG	24:16,3	+08:13	+00:08	11:58,0	11.02 km/h	12:18,2	10.72 km/h	10.87 km/h
34	361	Timo Undla			25:03,3	+09:00	+00:47	11:19,6	11.65 km/h	13:43,6	9.61 km/h	10.53 km/h
35	153	Heigo Sõna			25:12,3	+09:09	+00:09	12:54,9	10.22 km/h	12:17,4	10.73 km/h	10.47 km/h
36	7	Andres Arro			25:14,4	+09:11	+00:02	12:55,3	10.21 km/h	12:19,0	10.71 km/h	10.45 km/h
37	296	Aimar Välja			25:39,2	+09:36	+00:24	12:20,3	10.69 km/h	13:18,8	9.91 km/h	10.29 km/h
38	114	Marko Nugis			25:53,0	+09:50	+00:13	12:40,4	10.41 km/h	13:12,5	9.99 km/h	10.19 km/h
39	222	Aavo Tamm			26:04,2	+10:01	+00:11	12:38,3	10.44 km/h	13:25,9	9.82 km/h	10.12 km/h
40	170	Taimo Tugi		Karksi	26:17,5	+10:14	+00:13	12:56,1	10.20 km/h	13:21,3	9.88 km/h	10.04 km/h
41	202	Urmas			26:29,8	+10:26	+00:12	13:02,7	10.11 km/h	13:27,1	9.81 km/h	9.96 km/h
42	51	Einar Kaigas		SK	26:40,2	+10:37	+00:10	13:20,4	9.89 km/h	13:19,8	9.90 km/h	9.89 km/h
43	348	Kristjan Arro			27:50,8	+11:47	+01:10	13:54,7	9.48 km/h	13:56,1	9.47 km/h	9.48 km/h
44	340	Vaikko Vilsar			28:43,7	+12:40	+00:52	14:06,5	9.35 km/h	14:37,1	9.02 km/h	9.18 km/h
45	58	Almar Kalam		Karksi	29:59,4	+13:56	+01:15	15:09,2	8.71 km/h	14:50,2	8.89 km/h	8.80 km/h
46	338	Mihkel			30:19,3	+14:16	+00:19	14:26,1	9.14 km/h	15:53,2	8.30 km/h	8.70 km/h
47	189	Anti Vutt			30:37,8	+14:34	+00:18	14:27,9	9.12 km/h	16:09,9	8.16 km/h	8.61 km/h
48	335	Maido Martsik		Karksi Racing	32:02,7	+15:59	+01:24	15:32,1	8.49 km/h	16:30,6	7.99 km/h	8.23 km/h

Mehed-veteranid (vanemad)

1	298	Olev Org			18:10,5	--	--	8:43,0	15.14 km/h	9:27,4	13.95 km/h	14.52 km/h
2	135	Veiko			18:14,3	+00:03	+00:03	8:56,8	14.75 km/h	9:17,4	14.20 km/h	14.47 km/h
3	272	Tõnu			18:26,3	+00:15	+00:12	8:51,7	14.89 km/h	9:34,5	13.78 km/h	14.31 km/h
4	20	Aigars			18:47,2	+00:36	+00:20	9:08,3	14.44 km/h	9:38,8	13.68 km/h	14.05 km/h
5	265	Alar Lõhmus		Viljandi	18:58,1	+00:47	+00:10	9:06,5	14.48 km/h	9:51,6	13.38 km/h	13.91 km/h
6	35	Margus Ibis			19:57,6	+01:47	+00:59	9:40,8	13.63 km/h	10:16,8	12.83 km/h	13.22 km/h
7	281	Alar Ritval			19:59,0	+01:48	+00:01	9:39,6	13.66 km/h	10:19,3	12.78 km/h	13.21 km/h
8	240	Maido Kaljur		Harju KEK	20:00,5	+01:50	+00:01	9:58,1	13.24 km/h	10:02,4	13.14 km/h	13.19 km/h
9	131	Ahto Pärt			20:15,5	+02:05	+00:14	9:32,9	13.82 km/h	10:42,5	12.32 km/h	13.03 km/h
10	61	Mati Kallas		TSK Joosu	20:37,0	+02:26	+00:21	9:51,3	13.39 km/h	10:45,6	12.26 km/h	12.80 km/h
11	304	Neeme			21:07,3	+02:56	+00:30	10:07,0	13.04 km/h	11:00,3	11.99 km/h	12.49 km/h
12	219	Alger Vedler			21:15,7	+03:05	+00:08	11:37,2	11.35 km/h	9:38,4	13.69 km/h	12.41 km/h

Koht	Number	Nimi	Riik	Klubi	Tulemus	Kaotus võitjale	Kaotus eelmisele	1. pool	Kiirus	2. pool	Kiirus	Keskmine kiirus
13	193	Urmas Ärm			21:41,4	+03:30	+00:25	10:49,7	12.19 km/h	10:51,7	12.15 km/h	12.17 km/h
14	104	Eero			21:56,0	+03:45	+00:14	10:19,6	12.78 km/h	11:36,4	11.37 km/h	12.03 km/h
15	106	Arvi Meidla			21:56,7	+03:46	+00:00	10:25,9	12.65 km/h	11:30,8	11.46 km/h	12.02 km/h
16	88	Kalle Lillemets		Tervisliku	22:15,5	+04:05	+00:18	10:53,8	12.11 km/h	11:21,6	11.61 km/h	11.86 km/h
17	192	Juhan Änilane		Viljandi	23:09,7	+04:59	+00:54	11:08,0	11.85 km/h	12:01,6	10.97 km/h	11.39 km/h
18	285	Veiko Vits			23:56,1	+05:45	+00:46	12:03,8	10.94 km/h	11:52,3	11.11 km/h	11.02 km/h
19	47	Ilmar Kadaja			23:59,1	+05:48	+00:03	11:08,7	11.84 km/h	12:50,4	10.28 km/h	11.00 km/h
20	188	Inno Vilumets			24:14,4	+06:03	+00:15	11:59,0	11.01 km/h	12:15,4	10.76 km/h	10.89 km/h
21	141	Andrus Riso			24:47,3	+06:36	+00:32	11:56,4	11.05 km/h	12:50,9	10.27 km/h	10.64 km/h
22	282	Ülo Kikas			25:02,5	+06:52	+00:15	11:59,6	11.00 km/h	13:02,9	10.11 km/h	10.54 km/h
23	98	Arvo Maling			25:12,9	+07:02	+00:10	11:36,1	11.37 km/h	13:36,7	9.69 km/h	10.46 km/h
24	364	Margus			25:17,1	+07:06	+00:04	12:18,5	10.72 km/h	12:58,5	10.17 km/h	10.44 km/h
25	16	Aivar Bekker			25:24,1	+07:13	+00:07	12:09,6	10.85 km/h	13:14,5	9.96 km/h	10.39 km/h
26	199	Leiger			25:49,7	+07:39	+00:25	11:52,9	11.10 km/h	13:56,7	9.46 km/h	10.22 km/h
27	249	Peep Kätt			26:03,8	+07:53	+00:14	12:16,5	10.75 km/h	13:47,2	9.57 km/h	10.12 km/h
28	353	Andi Sömmer			27:25,1	+09:14	+01:21	12:53,2	10.24 km/h	14:31,9	9.08 km/h	9.62 km/h
29	14	Meelis Atonen		VAK Staier	29:47,1	+11:36	+02:21	15:06,3	8.73 km/h	14:40,8	8.99 km/h	8.86 km/h
30	312	Toomas		Karksi-Nuia	36:34,1	+18:23	+06:47	18:24,4	7.17 km/h	18:09,7	7.26 km/h	7.21 km/h

Naised

1	85	Kaia Lepik		Täppsportlase	17:44,8	--	--	8:45,2	15.07 km/h	8:59,5	14.67 km/h	14.87 km/h
2	75	Inga Kree			19:39,4	+01:54	+01:54	9:11,6	14.35 km/h	10:27,8	12.61 km/h	13.42 km/h
3	19	Kerti Einstein			20:04,4	+02:19	+00:25	9:41,6	13.61 km/h	10:22,8	12.71 km/h	13.15 km/h
4	191	Iiris Õunmaa			21:26,2	+03:41	+01:21	10:36,5	12.44 km/h	10:49,7	12.18 km/h	12.31 km/h
5	352	Marin Taal			21:36,7	+03:51	+00:10	11:12,4	11.77 km/h	10:24,2	12.68 km/h	12.21 km/h
6	33	Küllli Hunt		SK	22:09,3	+04:24	+00:32	10:28,4	12.60 km/h	11:40,9	11.29 km/h	11.91 km/h
7	231	Kadri Härm			22:16,8	+04:32	+00:07	10:30,8	12.55 km/h	11:46,0	11.21 km/h	11.84 km/h
8	310	Maarja Mõts		Samm-Sassis	23:58,9	+06:14	+01:42	11:44,1	11.24 km/h	12:14,7	10.77 km/h	11.00 km/h
9	176	Deivy Vaal		SK	24:10,4	+06:25	+00:11	11:41,2	11.29 km/h	12:29,1	10.57 km/h	10.92 km/h
10	327	Laura			24:11,4	+06:26	+00:00	12:05,2	10.92 km/h	12:06,1	10.90 km/h	10.91 km/h
11	52	Maarja Kaljula			24:34,8	+06:50	+00:23	11:18,6	11.66 km/h	13:16,1	9.94 km/h	10.74 km/h
12	360	Kristi Paavel			24:44,4	+06:59	+00:09	11:47,9	11.18 km/h	12:56,4	10.19 km/h	10.67 km/h
13	336	Carmen Oja			24:53,4	+07:08	+00:09	11:41,6	11.28 km/h	13:11,8	10.00 km/h	10.60 km/h
14	177	Ragne Vaher			24:54,9	+07:10	+00:01	11:55,0	11.07 km/h	12:59,8	10.15 km/h	10.59 km/h



































Koht	Number	Nimi	Riik	Klubi	Tulemus	Kaotus võitjale	Kaotus eelmisele	1. pool	Kiirus	2. pool	Kiirus	Keskmine kiirus
15	65	Kristi Kasik			25:01,7	+07:16	+00:06	11:57,9	11.03 km/h	13:03,8	10.10 km/h	10.54 km/h
16	40	Viktoria Jallai			25:03,3	+07:18	+00:01	11:36,0	11.37 km/h	13:27,3	9.81 km/h	10.53 km/h
17	94	Katarina			25:05,9	+07:21	+00:02	12:02,4	10.96 km/h	13:03,5	10.10 km/h	10.51 km/h
18	315	Tiina			25:12,8	+07:28	+00:06	12:03,2	10.95 km/h	13:09,5	10.03 km/h	10.47 km/h
19	149	Helin Sinimets			25:29,0	+07:44	+00:16	12:30,9	10.54 km/h	12:58,1	10.17 km/h	10.35 km/h
20	72	Kirsika Kivine			25:37,7	+07:52	+00:08	12:06,1	10.90 km/h	13:31,5	9.75 km/h	10.30 km/h
21	343	Reelika		Ligur Racing	26:06,4	+08:21	+00:28	12:48,2	10.30 km/h	13:18,1	9.92 km/h	10.11 km/h
22	328	Riina Anton			26:09,4	+08:24	+00:03	12:31,9	10.53 km/h	13:37,4	9.68 km/h	10.09 km/h
23	206	Kadri			26:40,7	+08:55	+00:31	12:58,3	10.17 km/h	13:42,3	9.63 km/h	9.89 km/h
24	134	Riina			27:09,7	+09:24	+00:29	13:16,7	9.94 km/h	13:53,0	9.50 km/h	9.71 km/h
25	238	Mari-Liis		Harju KEK	27:30,3	+09:45	+00:20	13:40,0	9.65 km/h	13:50,3	9.53 km/h	9.59 km/h
26	59	Kertu Kallas		TSK Joosu	28:35,7	+10:50	+01:05	13:40,4	9.65 km/h	14:55,3	8.84 km/h	9.23 km/h
27	324	Johanna Liisa			28:49,6	+11:04	+00:13	13:17,4	9.93 km/h	15:32,1	8.49 km/h	9.15 km/h
28	1	Getter Aarna			29:09,7	+11:24	+00:20	14:36,2	9.03 km/h	14:33,4	9.06 km/h	9.05 km/h
29	345	Kersti Juurik			29:11,2	+11:26	+00:01	13:19,7	9.90 km/h	15:51,5	8.32 km/h	9.04 km/h
30	295	Mari Kivipõld			29:34,1	+11:49	+00:22	14:30,7	9.09 km/h	15:03,3	8.76 km/h	8.92 km/h
31	263	Keiu Kallas		Tervisespordikl	29:40,4	+11:55	+00:06	13:51,3	9.52 km/h	15:49,0	8.34 km/h	8.89 km/h
32	347	Leanika			29:42,1	+11:57	+00:01	13:18,4	9.91 km/h	16:23,6	8.05 km/h	8.88 km/h
33	342	Helen Takk			29:50,6	+12:05	+00:08	14:07,9	9.34 km/h	15:42,6	8.40 km/h	8.84 km/h
34	357	Ksenia Mets			30:37,1	+12:52	+00:46	14:45,4	8.94 km/h	15:51,6	8.32 km/h	8.62 km/h
35	235	Jana Meier			30:42,7	+12:57	+00:05	14:35,3	9.04 km/h	16:07,3	8.18 km/h	8.59 km/h
36	78	Kati Kukk			31:14,1	+13:29	+00:31	15:09,9	8.70 km/h	16:04,1	8.21 km/h	8.45 km/h
37	258	Heidi Öövel		Sinejärve SK	32:24,3	+14:39	+01:10	15:10,6	8.69 km/h	17:13,7	7.66 km/h	8.14 km/h
38	337	Reet Kampus		Samm-Sassis	32:55,1	+15:10	+00:30	15:19,4	8.61 km/h	17:35,6	7.50 km/h	8.01 km/h
39	217	Kaisa Vallas		Samm-Sassis	32:55,3	+15:10	+00:00	15:42,0	8.40 km/h	17:13,2	7.66 km/h	8.01 km/h
40	215	Birgit Kruuse		Samm-Sassis	32:56,9	+15:12	+00:01	15:41,2	8.41 km/h	17:15,6	7.64 km/h	8.01 km/h
41	77	Airi Kukk			37:35,5	+19:50	+04:38	17:01,0	7.75 km/h	20:34,5	6.41 km/h	7.02 km/h
-	112	Sandra Mõök		Karksi Racing	DNS				km/h		km/h	km/h
-	125	Abigai		Karksi-Nuia	DNS				km/h		km/h	km/h

Naised kepikeänd

1	308	Anne Ponder			38:20,6	--	--	18:36,2	7.09 km/h	19:44,3	6.68 km/h	6.88 km/h
---	-----	-------------	--	--	---------	----	----	---------	-----------	---------	-----------	-----------

Naised veteranid (nooremad)

1	292	Katrin Kukk			20:01,1	--	--	9:29,4	13.90 km/h	10:31,6	12.53 km/h	13.18 km/h
---	-----	-------------	--	--	---------	----	----	--------	------------	---------	------------	------------

Koht	Number	Nimi	Riik	Klubi	Tulemus	Kaotus võitjale	Kaotus eelmisele	1. pool	Kiirus	2. pool	Kiirus	Keskmine kiirus
2	164	Evelin Terro		SK	20:31,1	+00:30	+00:30	9:53,3	13.34 km/h	10:37,8	12.41 km/h	12.86 km/h
3	144	Kaire Roosalk		VAK Staier	21:13,0	+01:11	+00:41	10:22,4	12.72 km/h	10:50,5	12.17 km/h	12.44 km/h
4	207	Ulli Karu			21:59,2	+01:58	+00:46	10:46,0	12.26 km/h	11:13,2	11.76 km/h	12.00 km/h
5	24	Triinu			22:07,4	+02:06	+00:08	10:40,8	12.35 km/h	11:26,6	11.53 km/h	11.93 km/h
6	15	Diana Audru			22:11,0	+02:09	+00:03	11:04,4	11.91 km/h	11:06,5	11.88 km/h	11.90 km/h
7	79	Elika Kupits			22:56,3	+02:55	+00:45	10:39,7	12.38 km/h	12:16,6	10.75 km/h	11.50 km/h
8	102	Riina Mardla			23:17,8	+03:16	+00:21	10:51,6	12.15 km/h	12:26,2	10.61 km/h	11.33 km/h
9	8	Annika Artla			23:22,5	+03:21	+00:04	11:08,1	11.85 km/h	12:14,3	10.78 km/h	11.29 km/h
10	229	Lii Susi			23:53,9	+03:52	+00:31	11:24,8	11.56 km/h	12:29,0	10.57 km/h	11.04 km/h
11	326	Marju Toom			23:56,5	+03:55	+00:02	11:36,4	11.37 km/h	12:20,0	10.70 km/h	11.02 km/h
12	130	Eneli Pöder		Hot Leg's	24:01,6	+04:00	+00:05	11:21,2	11.62 km/h	12:40,3	10.41 km/h	10.98 km/h
13	71	Kristel Kivi			24:06,4	+04:05	+00:04	11:49,0	11.17 km/h	12:17,4	10.74 km/h	10.95 km/h
14	62	Triinu Kannel			24:12,9	+04:11	+00:06	11:51,7	11.12 km/h	12:21,2	10.68 km/h	10.90 km/h
15	254	Aile Kaljumäe		Saku vald	24:25,1	+04:24	+00:12	11:29,7	11.48 km/h	12:55,4	10.21 km/h	10.81 km/h
16	12	Kätlin Atonen		VAK Staier	25:01,0	+04:59	+00:35	12:59,4	10.16 km/h	12:01,5	10.97 km/h	10.55 km/h
17	133	Annika Raaga			25:23,3	+05:22	+00:22	12:45,0	10.35 km/h	12:38,2	10.44 km/h	10.39 km/h
18	350	Sinne			25:25,9	+05:24	+00:02	12:24,3	10.63 km/h	13:01,5	10.13 km/h	10.38 km/h
19	147	Reti Ruubel			25:45,5	+05:44	+00:19	12:15,3	10.77 km/h	13:30,2	9.77 km/h	10.24 km/h
20	181	Triinu			26:16,0	+06:14	+00:30	12:34,2	10.50 km/h	13:41,8	9.63 km/h	10.05 km/h
21	248	Reelika Kiivit			26:43,9	+06:42	+00:27	12:46,6	10.33 km/h	13:57,2	9.45 km/h	9.87 km/h
22	195	Kati Kuusk			27:06,4	+07:05	+00:22	13:00,9	10.14 km/h	14:05,4	9.36 km/h	9.73 km/h
23	359	Helen Rebane			27:43,4	+07:42	+00:37	14:10,2	9.31 km/h	13:33,1	9.73 km/h	9.52 km/h
24	166	Ave			28:03,5	+08:02	+00:20	14:03,1	9.39 km/h	14:00,3	9.42 km/h	9.40 km/h
25	42	Anelle Juuse			28:20,2	+08:19	+00:16	13:26,3	9.82 km/h	14:53,8	8.86 km/h	9.31 km/h
26	56	Kristy		4kids	29:14,2	+09:13	+00:54	13:49,0	9.55 km/h	15:25,1	8.56 km/h	9.02 km/h
27	5	Mari Annus			29:37,3	+09:36	+00:23	14:33,7	9.06 km/h	15:03,6	8.76 km/h	8.91 km/h
28	92	Hellika Luik			29:53,1	+09:51	+00:15	14:11,7	9.29 km/h	15:41,3	8.41 km/h	8.83 km/h
29	107	Maarika Meier		Puidukoda	29:57,4	+09:56	+00:04	14:14,4	9.26 km/h	15:43,0	8.39 km/h	8.81 km/h
30	150	Elo Spoolstra			30:16,5	+10:15	+00:19	14:52,7	8.87 km/h	15:23,8	8.57 km/h	8.71 km/h
31	256	Eveliina Öövel		Sinejärve SK	30:44,3	+10:43	+00:27	15:10,5	8.69 km/h	15:33,7	8.48 km/h	8.58 km/h
32	140	Hanna			32:02,9	+12:01	+01:18	15:46,1	8.37 km/h	16:16,8	8.10 km/h	8.23 km/h
33	299	Merike Välja			34:49,2	+14:48	+02:46	16:24,6	8.04 km/h	18:24,6	7.16 km/h	7.58 km/h
34	267	Triinu Lepiku			37:33,9	+17:32	+02:44	16:03,2	8.22 km/h	21:30,7	6.13 km/h	7.02 km/h
35	259	Reet Neemoja		Sinejärve SK	46:37,6	+26:36	+09:03	23:07,2	5.70 km/h	23:30,4	5.61 km/h	5.66 km/h

Koht	Number	Nimi	Riik	Klubi	Tulemus	Kaotus võitjale	Kaotus eelmisele	1. pool	Kiirus	2. pool	Kiirus	Keskmine kiirus
Naised veteranid (vanemad)												
1	109	Silja Mikk		SK	19:29,1	--	--	9:11,0	14.37 km/h	10:18,1	12.81 km/h	13.54 km/h
2	74	Marika			20:08,5	+00:39	+00:39	9:40,2	13.64 km/h	10:28,2	12.60 km/h	13.10 km/h
3	179	Anu Veermets			21:04,5	+01:35	+00:55	10:25,1	12.66 km/h	10:39,3	12.38 km/h	12.52 km/h
4	116	Marge Nõmm		Täppsportlase	22:13,6	+02:44	+01:09	10:24,4	12.68 km/h	11:49,2	11.16 km/h	11.87 km/h
5	163	Inga Teder		SK	22:17,4	+02:48	+00:03	10:34,9	12.47 km/h	11:42,4	11.27 km/h	11.84 km/h
6	138	Maarika			23:48,5	+04:19	+01:31	11:17,8	11.68 km/h	12:30,6	10.55 km/h	11.08 km/h
7	31	Piret Hirv		VAK Staier	24:08,9	+04:39	+00:20	11:33,6	11.41 km/h	12:35,2	10.48 km/h	10.93 km/h
8	142	Eva-Maria			24:47,3	+05:18	+00:38	11:55,8	11.06 km/h	12:51,5	10.26 km/h	10.64 km/h
9	183	Karin Vidder		SK	25:36,3	+06:07	+00:48	12:13,7	10.79 km/h	13:22,6	9.86 km/h	10.31 km/h
10	148	Helina Sepp			25:39,9	+06:10	+00:03	12:44,2	10.36 km/h	12:55,6	10.21 km/h	10.28 km/h
11	355	Olsja			28:18,0	+08:48	+02:38	13:27,8	9.80 km/h	14:50,2	8.89 km/h	9.32 km/h
12	80	Hannele			28:28,9	+08:59	+00:10	13:55,3	9.48 km/h	14:33,5	9.06 km/h	9.26 km/h
13	321	Tiiu Järv			28:49,8	+09:20	+00:20	13:42,9	9.62 km/h	15:06,9	8.73 km/h	9.15 km/h
14	105	Luule			30:37,4	+11:08	+01:47	14:38,9	9.01 km/h	15:58,4	8.26 km/h	8.62 km/h
15	244	Piret Kukk			31:57,3	+12:28	+01:19	14:51,7	8.88 km/h	17:05,6	7.72 km/h	8.26 km/h
16	156	Nelli			35:44,3	+16:15	+03:46	16:34,4	7.96 km/h	19:09,8	6.88 km/h	7.38 km/h
17	306	Mare Hallop		Karksi-Nuia	36:38,2	+17:09	+00:53	18:25,2	7.16 km/h	18:12,9	7.24 km/h	7.20 km/h
-	187	Eva Vipper			DNS				km/h		km/h	km/h

Neiud

1	93	Isabel Agnes			18:54,5	--	--	9:05,5	14.51 km/h	9:48,9	13.44 km/h	13.96 km/h
2	13	Liis Grete		Audentese SK	20:12,0	+01:17	+01:17	9:53,2	13.35 km/h	10:18,7	12.79 km/h	13.06 km/h
3	227	Anette Peltsar		Sakala	20:14,8	+01:20	+00:02	9:55,8	13.29 km/h	10:19,0	12.79 km/h	13.03 km/h
4	27	Anette		VAK Staier	21:32,8	+02:38	+01:17	10:19,6	12.78 km/h	11:13,2	11.76 km/h	12.25 km/h
5	165	Greete-Liisa		Sakala	22:27,0	+03:32	+00:54	10:29,1	12.58 km/h	11:57,8	11.03 km/h	11.75 km/h
6	89	Keliis		Viljandi KK	22:49,8	+03:55	+00:22	11:00,2	11.99 km/h	11:49,5	11.16 km/h	11.56 km/h
7	172	Brigitta Uibo			23:22,6	+04:28	+00:32	11:15,7	11.72 km/h	12:06,8	10.89 km/h	11.29 km/h
8	157	Anna Leena		AKG	24:05,8	+05:11	+00:43	11:44,3	11.24 km/h	12:21,4	10.68 km/h	10.95 km/h
9	260	Kadi Lõhmus		Viljandi	24:07,5	+05:13	+00:01	11:51,1	11.13 km/h	12:16,4	10.75 km/h	10.94 km/h
10	169	Gedly Tugi		Karksi-Nuia	24:23,7	+05:29	+00:16	11:49,7	11.15 km/h	12:34,0	10.50 km/h	10.82 km/h
11	239	Kaidi-Ly		Samm-Sassis	24:57,1	+06:02	+00:33	11:40,6	11.30 km/h	13:16,4	9.94 km/h	10.58 km/h
12	354	Lenne			25:02,5	+06:07	+00:05	12:34,5	10.49 km/h	12:28,0	10.58 km/h	10.54 km/h
13	96	Andrea Lääne			25:32,8	+06:38	+00:30	11:49,2	11.16 km/h	13:43,6	9.61 km/h	10.33 km/h

Koht	Number	Nimi	Riik	Klubi	Tulemus	Kaotus võitjale	Kaotus eelmisele	1. pool	Kiirus	2. pool	Kiirus	Keskmine kiirus
14	171	Merili			25:33,9	+06:39	+00:01	12:19,6	10.70 km/h	13:14,3	9.97 km/h	10.32 km/h
15	242	Keili-Lea		Selged tuuled	25:58,2	+07:03	+00:24	11:47,1	11.20 km/h	14:11,1	9.30 km/h	10.16 km/h
16	279	Smilla			26:37,7	+07:43	+00:39	12:09,1	10.86 km/h	14:28,6	9.11 km/h	9.91 km/h
17	9	Rety Artla		AKG	28:23,0	+09:28	+01:45	12:42,2	10.39 km/h	15:40,7	8.41 km/h	9.30 km/h
18	83	Hedly Küper			30:45,9	+11:51	+02:22	13:38,3	9.67 km/h	17:07,5	7.70 km/h	8.58 km/h
19	90	Kelina			31:07,1	+12:12	+00:21	14:46,1	8.93 km/h	16:21,0	8.07 km/h	8.48 km/h
-	190	Geidi Õunap		SK Vanad	DNS				km/h		km/h	km/h

Noormehed

1	309	Aaron Kais		VAK Staier	16:34,6	--	--	7:56,2	16.63 km/h	8:38,4	15.27 km/h	15.92 km/h
2	280	Tanel-Rasmu			18:01,3	+01:26	+01:26	8:39,9	15.23 km/h	9:21,3	14.10 km/h	14.64 km/h
3	99	Eero Maling		Karksi-Nuia	18:13,9	+01:39	+00:12	8:56,2	14.76 km/h	9:17,6	14.20 km/h	14.48 km/h
4	28	Silver			19:54,2	+03:19	+01:40	9:25,1	14.01 km/h	10:29,0	12.59 km/h	13.26 km/h
5	245	Miku Mäesalu		AKG	20:32,7	+03:58	+00:38	10:11,6	12.94 km/h	10:21,1	12.75 km/h	12.84 km/h
6	49	Rasmus			20:57,9	+04:23	+00:25	10:04,5	13.10 km/h	10:53,4	12.12 km/h	12.59 km/h
7	167	Harri Toomla			21:05,4	+04:30	+00:07	9:22,4	14.08 km/h	11:42,9	11.26 km/h	12.51 km/h
8	17	Reidar Bekker			23:15,5	+06:40	+02:10	10:59,2	12.01 km/h	12:16,2	10.75 km/h	11.35 km/h
-	29	Martin Hirv			DNS				km/h		km/h	km/h

Poeglapsed

1	26	Andreas		VAK Staier	18:37,6	--	--	8:54,7	14.80 km/h	9:42,8	13.58 km/h	14.17 km/h
2	218	Martin Braun		Viljandi HC	20:25,5	+01:47	+01:47	10:13,2	12.91 km/h	10:12,2	12.93 km/h	12.92 km/h
3	276	Kaimar Tamm		MK Tulevik	21:51,0	+03:13	+01:25	10:17,6	12.82 km/h	11:33,4	11.42 km/h	12.08 km/h
4	30	Oliver Hirv			22:09,3	+03:31	+00:18	10:37,9	12.41 km/h	11:31,3	11.45 km/h	11.91 km/h
5	121	Hugo Palutaja		JK Tallinna	22:22,9	+03:45	+00:13	10:45,4	12.27 km/h	11:37,5	11.35 km/h	11.79 km/h
6	161	Lauri Tamm		Kalevi	22:31,0	+03:53	+00:08	10:37,9	12.41 km/h	11:53,0	11.10 km/h	11.72 km/h
7	126	Erik Rennes		Tabasalu	22:33,7	+03:56	+00:02	10:47,6	12.22 km/h	11:46,0	11.21 km/h	11.70 km/h
8	119	Felix Pajo		FC Nõmme	23:03,0	+04:25	+00:29	11:48,1	11.18 km/h	11:14,9	11.73 km/h	11.45 km/h
9	87	Rendo Lill			23:11,8	+04:34	+00:08	10:47,7	12.22 km/h	12:24,1	10.64 km/h	11.38 km/h
10	262	Eero Lõhmus		Viljandi	23:20,6	+04:43	+00:08	11:47,9	11.18 km/h	11:32,6	11.43 km/h	11.30 km/h
11	205	Jan-Erik			24:28,0	+05:50	+01:07	11:32,3	11.43 km/h	12:55,7	10.21 km/h	10.78 km/h
12	221	Karl Oskar			24:32,4	+05:54	+00:04	11:37,8	11.34 km/h	12:54,6	10.22 km/h	10.75 km/h
13	212	Ramon			27:36,8	+08:59	+03:04	12:50,4	10.27 km/h	14:46,3	8.93 km/h	9.56 km/h
14	32	Robin Hirv			29:19,1	+10:41	+01:42	14:31,4	9.08 km/h	14:47,7	8.92 km/h	9.00 km/h
15	224	Karl Kaasan			29:35,1	+10:57	+00:15	13:28,9	9.79 km/h	16:06,1	8.19 km/h	8.92 km/h

















Koht	Number	Nimi	Riik	Klubi	Tulemus	Kaotus võitjale	Kaotus eelmisele	1. pool	Kiirus	2. pool	Kiirus	Keskmine kiirus
16	228	Kermo			30:37,7	+12:00	+01:02	14:29,6	9.10 km/h	16:08,0	8.18 km/h	8.61 km/h
17	117	Aleksander			30:55,8	+12:18	+00:18	14:53,5	8.86 km/h	16:02,3	8.23 km/h	8.53 km/h

Poisid

1	182	Geron Vidder			19:21,9	--	--	9:23,1	14.06 km/h	9:58,8	13.22 km/h	13.63 km/h
2	277	Markus Ritval		JK Viljandi	19:58,5	+00:36	+00:36	9:30,8	13.87 km/h	10:27,7	12.61 km/h	13.21 km/h
3	278	Kardo Tamm		MK Tulevik	22:24,3	+03:02	+02:25	10:42,2	12.33 km/h	11:42,0	11.28 km/h	11.78 km/h
4	297	Hendrik Välja		JK Vaprus	22:48,7	+03:26	+00:24	11:16,7	11.70 km/h	11:31,9	11.44 km/h	11.57 km/h
5	132	Marcus			23:25,1	+04:03	+00:36	11:35,2	11.39 km/h	11:49,9	11.15 km/h	11.27 km/h
6	69	Roland Kingo			23:42,8	+04:20	+00:17	11:22,5	11.60 km/h	12:20,3	10.69 km/h	11.13 km/h
7	236	Markus Kaljur		Harju KEK	23:43,9	+04:22	+00:01	11:31,7	11.44 km/h	12:12,2	10.81 km/h	11.12 km/h
8	175	Hendrik			23:51,0	+04:29	+00:07	11:53,2	11.10 km/h	11:57,8	11.03 km/h	11.06 km/h
9	184	Renert Vidder			23:51,2	+04:29	+00:00	12:13,9	10.79 km/h	11:37,2	11.35 km/h	11.06 km/h
10	4	Jürgen Aas		Viljandi KKK	24:12,6	+04:50	+00:21	12:01,4	10.97 km/h	12:11,2	10.83 km/h	10.90 km/h
11	81	Karl Mattias			24:14,1	+04:52	+00:01	12:02,5	10.96 km/h	12:11,6	10.82 km/h	10.89 km/h
12	115	Rasmus			25:14,3	+05:52	+01:00	12:20,0	10.70 km/h	12:54,3	10.22 km/h	10.45 km/h
13	257	Ako Kaljumäe		CFC	28:02,1	+08:40	+02:47	14:03,2	9.39 km/h	13:58,8	9.44 km/h	9.41 km/h
14	237	Rainer Meier			30:32,6	+11:10	+02:30	14:33,7	9.06 km/h	15:58,9	8.25 km/h	8.64 km/h
-	111	Robi Mikk		Elite Sport	DNS				km/h		km/h	km/h
-	136	Kristjan			DNS				km/h		km/h	km/h
-	154	Sebastian			DNS				km/h		km/h	km/h

Tüdrukud

1	55	Kretel		4kids	20:35,5	--	--	9:55,8	13.29 km/h	10:39,7	12.37 km/h	12.81 km/h
2	123	Mariliis Paris		Sakala	21:41,5	+01:05	+01:05	10:22,5	12.72 km/h	11:18,9	11.66 km/h	12.17 km/h
3	159	Adele			21:59,0	+01:23	+00:17	10:36,5	12.44 km/h	11:22,4	11.60 km/h	12.00 km/h
4	101	Helena Maling		Karksi-Nuia	23:38,6	+03:03	+01:39	11:23,1	11.59 km/h	12:15,4	10.76 km/h	11.16 km/h
5	39	Romi Israel			23:41,5	+03:05	+00:02	11:23,4	11.58 km/h	12:18,0	10.73 km/h	11.14 km/h
6	118	Erika Pajo		UK Briis	24:57,3	+04:21	+01:15	12:21,4	10.68 km/h	12:35,9	10.47 km/h	10.57 km/h
7	67	Carmen			25:01,4	+04:25	+00:04	11:59,9	11.00 km/h	13:01,4	10.13 km/h	10.54 km/h
8	66	Berit Kask		Karksi-Nuia	25:23,9	+04:48	+00:22	11:46,4	11.21 km/h	13:37,5	9.68 km/h	10.39 km/h
9	178	Marleen			26:02,3	+05:26	+00:38	12:34,5	10.49 km/h	13:27,8	9.80 km/h	10.13 km/h
10	261	Laura-Liis		Harju KEK	26:25,5	+05:49	+00:23	13:39,9	9.65 km/h	12:45,6	10.34 km/h	9.99 km/h
11	294	Mia Lii Kaigas		SK	26:39,0	+06:03	+00:13	13:15,4	9.95 km/h	13:23,6	9.85 km/h	9.90 km/h
12	108	Eva Lotta			26:41,4	+06:05	+00:02	12:37,5	10.45 km/h	14:03,9	9.38 km/h	9.89 km/h

Koht	Number	Nimi	Riik	Klubi	Tulemus	Kaotus võitjale	Kaotus eelmisele	1. pool	Kiirus	2. pool	Kiirus	Keskmine kiirus
13	23	Hanna Alice			26:48,1	+06:12	+00:06	13:51,8	9.52 km/h	12:56,3	10.20 km/h	9.84 km/h
14	252	Marie Kiivit			27:11,5	+06:35	+00:23	13:06,1	10.07 km/h	14:05,3	9.36 km/h	9.70 km/h
15	274	Erleen Vits			27:17,6	+06:42	+00:06	12:04,3	10.93 km/h	15:13,2	8.67 km/h	9.67 km/h
16	225	Gerli		ViljandiSpordik	27:23,8	+06:48	+00:06	12:16,7	10.75 km/h	15:07,1	8.73 km/h	9.63 km/h
17	44	Maria Juuse			27:35,8	+07:00	+00:12	13:16,5	9.94 km/h	14:19,3	9.21 km/h	9.56 km/h
18	57	Mirtel		4kids	27:42,2	+07:06	+00:06	14:03,8	9.38 km/h	13:38,4	9.67 km/h	9.52 km/h
19	246	Kertu Vokk			28:07,6	+07:32	+00:25	12:37,6	10.45 km/h	15:29,9	8.51 km/h	9.38 km/h
20	18	Carmen		Karksi-Nuia	28:23,0	+07:47	+00:15	15:08,6	8.71 km/h	13:14,4	9.96 km/h	9.30 km/h
21	122	Mimi Lauren		Erki Noole	29:21,2	+08:45	+00:58	14:34,5	9.05 km/h	14:46,7	8.93 km/h	8.99 km/h
22	251	Laure Kiivit			29:27,5	+08:51	+00:06	14:13,0	9.28 km/h	15:14,4	8.66 km/h	8.96 km/h
23	10	Anna Mia		Audentese SK	29:32,3	+08:56	+00:04	15:06,8	8.73 km/h	14:25,5	9.15 km/h	8.93 km/h
24	344	Mia Mõisnik			30:13,0	+09:37	+00:40	14:25,7	9.14 km/h	15:47,3	8.36 km/h	8.73 km/h
25	200	Mete-Mari			30:24,0	+09:48	+00:10	15:07,7	8.72 km/h	15:16,2	8.64 km/h	8.68 km/h
26	314	Getter Lill			31:38,5	+11:02	+01:14	14:47,2	8.92 km/h	16:51,2	7.83 km/h	8.34 km/h
27	339	Maribel			32:02,7	+11:27	+00:24	15:31,4	8.50 km/h	16:31,3	7.98 km/h	8.23 km/h
-	143	Liisa Riso		Tartu "Kalev"	DNS				km/h		km/h	km/h

Osalejate arv 363