

BALTO SÜGISKROSS 2016



05.10.2016, Jõulumäe Tervisepordikeskus

Korraldaja: Kelgukoerte Klubi Baltosport, Helle Kaljula

Rada: maastik. Ilm: temperatuur 1.päev -2 kraadi C, tuul 0 - 1 m/s, päikeseline. 2.päev -3 kraadi C, tuul 1 - 3 m/s, pilves, kerge sadu









Ajamõõtmise tehnika ja korraldus: ANTROTSENTER OÜ - Urmas Paejärv, Kerli Paejärv, Rainer Üksvärav

Koht - Place	Number	Nimi - Name	Riik - Country	Tulemus - Result	Kaotus - Losing	1. päev - 1 st day	Kiirus - Speed	2. päev - 2 nd day	Kiirus - speed
DISTANTS - 4200 m									
1	58	Alexey Burashov		14:18,68	--	07:10,14	35.15 km/h	07:08,53	35.28 km/h
2	7	Artūrs Jakobsons		14:36,67	+00:17	07:29,15	33.66 km/h	07:07,52	35.36 km/h
3	92	Nikita Sozonov 2		14:37,22	+00:18	07:16,01	34.67 km/h	07:21,21	34.26 km/h
4	59	Raimonds Kleinbergs		14:43,72	+00:25	07:15,48	34.71 km/h	07:28,23	33.73 km/h
5	60	RIDAS KARASKA		15:04,18	+00:45	07:32,50	33.41 km/h	07:31,68	33.47 km/h
6	1	Andrey Naydenko		15:04,77	+00:46	07:36,97	33.08 km/h	07:27,79	33.76 km/h
7	39	Ginta Elizabeth Kleinberga		15:35,25	+01:16	07:49,19	32.22 km/h	07:46,06	32.44 km/h
8	38	Svetlana Muravskaia		15:44,81	+01:26	08:00,64	31.45 km/h	07:44,16	32.57 km/h
9	11	Alens Zvilna 1		15:55,67	+01:36	07:56,33	31.74 km/h	07:59,34	31.54 km/h
10	61	Taivo Kangilaski		15:58,02	+01:39	08:01,53	31.39 km/h	07:56,49	31.73 km/h
11	2	Eduard Grobinsch 2		16:04,59	+01:45	08:00,14	31.49 km/h	08:04,44	31.21 km/h
12	9	Paulius Stravinskas		16:14,86	+01:56	08:01,84	31.37 km/h	08:13,01	30.66 km/h
13	8	Pavel Otbetkin		16:17,17	+01:58	08:07,03	31.04 km/h	08:10,14	30.84 km/h
14	70	Eduard Buhinskiy		16:37,76	+02:19	08:27,13	29.81 km/h	08:10,62	30.81 km/h
15	69	Erik Kangilaski		16:42,43	+02:23	08:28,04	29.76 km/h	08:14,39	30.58 km/h
16	5	Oleg Tarazanov		17:00,12	+02:41	08:34,22	29.40 km/h	08:25,90	29.88 km/h
17	41	Ingūna Brūvere		17:04,69	+02:46	08:35,87	29.30 km/h	08:28,82	29.71 km/h
18	10	Eduard Grobinsch 1		17:07,12	+02:48	08:37,99	29.18 km/h	08:29,12	29.69 km/h
19	3	Ain Reppo 1		17:09,50	+02:50	08:29,49	29.67 km/h	08:40,01	29.07 km/h
20	62	Olegas Čelpanovas		17:11,01	+02:52	08:14,02	30.60 km/h	08:56,98	28.15 km/h
21	4	Martins Kristons		17:22,31	+03:03	08:33,98	29.41 km/h	08:48,32	28.61 km/h
22	40	Evgeniya Bogdanova 1		17:22,63	+03:03	08:36,51	29.27 km/h	08:46,12	28.73 km/h
23	44	Sarmīte Linde 1		17:28,01	+03:09	08:52,05	28.41 km/h	08:35,96	29.30 km/h
24	57	Nikita Sozonov 1		17:28,62	+03:09	08:34,38	29.39 km/h	08:54,24	28.30 km/h
25	68	Valters Luka Kleinbergs		17:38,20	+03:19	08:45,77	28.75 km/h	08:52,43	28.39 km/h
26	65	Sergey Mishin 1		17:55,84	+03:37	08:57,13	28.14 km/h	08:58,70	28.06 km/h
27	12	Jaanus Kaljula		18:00,82	+03:42	09:03,95	27.79 km/h	08:56,86	28.16 km/h
28	63	Kaspars Krievs		18:10,75	+03:52	09:03,49	27.82 km/h	09:07,26	27.62 km/h
29	13	Frolov Alexander 1		18:22,08	+04:03	09:12,05	27.38 km/h	09:10,02	27.48 km/h
30	67	Ain Reppo 2		18:27,99	+04:09	09:10,48	27.46 km/h	09:17,50	27.12 km/h
31	66	Rauno-Sten Reile		18:53,17	+04:34	09:25,18	26.75 km/h	09:27,98	26.62 km/h
32	20	Vilius Kareiva		19:12,13	+04:53	09:48,09	25.71 km/h	09:24,03	26.80 km/h
33	19	Uku Aaslav-Kaasik		19:17,18	+04:58	09:41,89	25.98 km/h	09:35,28	26.28 km/h
34	15	Sergey Mishin 2		19:22,03	+05:03	09:38,70	26.12 km/h	09:43,32	25.92 km/h
35	71	Антон Боровков		19:29,73	+05:11	09:41,84	25.98 km/h	09:47,88	25.71 km/h
36	6	Cezarijus Boim		19:35,80	+05:17	09:35,29	26.28 km/h	10:00,51	25.17 km/h
37	74	Evgeniya Bogdanova 2		19:44,52	+05:25	09:38,76	26.12 km/h	10:05,76	24.96 km/h
38	45	Evija Ziediņa		19:45,60	+05:26	09:36,91	26.20 km/h	10:08,68	24.84 km/h
39	21	Sanita Viksne		19:52,12	+05:33	09:50,48	25.60 km/h	10:01,64	25.13 km/h
40	53	Reet Volt		19:54,59	+05:35	10:02,20	25.10 km/h	09:52,38	25.52 km/h
41	14	Peep Eller 1		20:09,92	+05:51	09:58,12	25.27 km/h	10:11,79	24.71 km/h
42	51	Елена Боровкова		20:13,76	+05:55	09:55,45	25.39 km/h	10:18,30	24.45 km/h
43	50	Elīna Klindžāne		20:19,48	+06:00	10:35,98	23.77 km/h	09:43,50	25.91 km/h
44	46	Jūlija Osipova		20:35,43	+06:16	10:29,93	24.00 km/h	10:05,49	24.97 km/h



















BALTO SÜGISKROSS 2016



Koht - Place	Number	Nimi - Name	Riik - Country	Tulemus - Result	Kaotus - Losing	1. päev - 1 st day	Kiirus - Speed	2. päev - 2 nd day	Kiirus - speed
45	72	Galaktionov Sergey		20:39,88	+06:21	09:53,88	25.45 km/h	10:46,00	23.40 km/h
46	27	Ernesta Karaškienė		20:42,82	+06:24	10:14,98	24.58 km/h	10:27,83	24.08 km/h
47	49	Kristīne Petrovska-Lazdiņa		20:57,42	+06:38	10:36,12	23.76 km/h	10:21,30	24.33 km/h
48	16	Anton Loginov		21:10,53	+06:51	10:48,21	23.32 km/h	10:22,32	24.29 km/h
49	48	Anita Reine 1		21:40,16	+07:21	09:53,26	25.48 km/h	11:46,90	21.38 km/h
50	47	SANITA VĪKSNE		21:41,49	+07:22	10:53,97	23.12 km/h	10:47,52	23.35 km/h
51	18	Edijs Brūvers		22:01,99	+07:43	10:43,10	23.51 km/h	11:18,88	22.27 km/h
52	75	Liane Lubi 2		22:02,28	+07:43	10:50,28	23.25 km/h	11:12,00	22.50 km/h
53	64	Artis Šalts		22:03,33	+07:44	11:10,00	22.56 km/h	10:53,32	23.14 km/h
54	17	Laine Leonova		22:12,83	+07:54	10:28,06	24.07 km/h	11:44,76	21.45 km/h
55	73	Sarmīte Linde 2		22:17,08	+07:58	11:01,40	22.86 km/h	11:15,68	22.37 km/h
56	55	Frolov Alexander 2		22:18,16	+07:59	10:58,31	22.96 km/h	11:19,84	22.24 km/h
57	54	Hiie Laimets		22:35,70	+08:17	11:11,02	22.53 km/h	11:24,68	22.08 km/h
58	29	Kaili-Helina Kolts		22:53,16	+08:34	11:27,09	22.00 km/h	11:26,06	22.03 km/h
59	56	Peep Eller 2		22:57,79	+08:39	11:20,64	22.21 km/h	11:37,15	21.68 km/h
60	26	Alice Lindlo		23:20,36	+09:01	11:28,79	21.95 km/h	11:51,57	21.24 km/h
61	25	Richard Pöldmaa		23:45,18	+09:26	12:04,02	20.88 km/h	11:41,16	21.56 km/h
62	22	Kathrin Hofmann		24:07,93	+09:49	11:58,57	21.04 km/h	12:09,35	20.73 km/h
63	42	Liane Lubi 1		24:21,75	+10:03	11:53,44	21.19 km/h	12:28,30	20.20 km/h
64	30	Kadi Keskpalu		24:51,00	+10:32	11:51,00	21.26 km/h	13:00,00	19.38 km/h
65	102	Jan Öiglane		25:06,65	+10:47	12:37,32	19.96 km/h	12:29,32	20.17 km/h
66	93	Janar Pähn		25:44,10	+11:25	12:56,19	19.47 km/h	12:47,90	19.68 km/h
67	35	Diana Erikson		25:44,76	+11:26	12:46,25	19.73 km/h	12:58,51	19.42 km/h
68	52	Liene Alde		25:45,32	+11:26	12:14,93	20.57 km/h	13:30,39	18.65 km/h
69	34	Priit Matsi		26:05,12	+11:46	12:56,19	19.47 km/h	13:08,93	19.16 km/h
70	94	Tarvo Siim		26:39,21	+12:20	13:28,97	18.69 km/h	13:10,23	19.13 km/h
71	79	Dovilė Bačiulytė		27:11,87	+12:53	13:48,02	18.26 km/h	13:23,85	18.80 km/h
72	76	Anita Reine 2		27:37,85	+13:19	12:43,77	19.79 km/h	14:54,08	16.91 km/h
73	28	Yulia Sagdetdinova		28:03,21	+13:44	13:34,79	18.55 km/h	14:28,42	17.41 km/h
74	33	Raul Lubi		28:12,93	+13:54	13:31,00	18.64 km/h	14:41,93	17.14 km/h
75	31	Kairi Zvirik		28:25,70	+14:07	13:41,52	18.40 km/h	14:44,18	17.10 km/h
76	77	Sabīne Lūkina		28:31,61	+14:12	14:22,19	17.53 km/h	14:09,42	17.80 km/h
77	24	Aigar Kuus		28:34,17	+14:15	14:10,97	17.76 km/h	14:23,19	17.51 km/h
78	95	Ivan Belogradov		28:45,59	+14:26	14:28,57	17.40 km/h	14:17,02	17.64 km/h
79	96	Lauri Pugast		29:04,07	+14:45	14:44,88	17.08 km/h	14:19,19	17.59 km/h
80	101	Tauno Hang		29:30,98	+15:12	14:24,38	17.49 km/h	15:06,60	16.67 km/h
81	36	Henrikas Skibiniauskas		29:54,75	+15:36	14:55,06	16.89 km/h	14:59,69	16.80 km/h
82	78	Lina Kreivėnaitė		30:11,80	+15:53	15:01,25	16.77 km/h	15:10,55	16.60 km/h
83	90	Birgit Pihelgas		30:33,03	+16:14	15:12,30	16.57 km/h	15:20,73	16.42 km/h
84	82	Merilin Jürisaar		30:46,95	+16:28	15:29,58	16.26 km/h	15:17,37	16.48 km/h
85	99	Mikhail Muravyov		32:48,83	+18:30	16:31,03	15.25 km/h	16:17,79	15.46 km/h
86	98	Kaspars Verdens		33:10,96	+18:52	16:17,89	15.46 km/h	16:53,07	14.92 km/h
87	85	Viltė Šokaitytė		33:43,56	+19:24	16:01,44	15.72 km/h	17:42,11	14.23 km/h
88	88	Marge Nõmm		35:16,03	+20:57	17:38,62	14.28 km/h	17:37,40	14.29 km/h
89	83	Kristel Ly Vinni		35:34,70	+21:16	17:40,93	14.25 km/h	17:53,76	14.08 km/h
90	89	Sippie Truu		36:23,90	+22:05	18:41,01	13.48 km/h	17:42,88	14.22 km/h
91	84	Annika Juursoo		37:15,82	+22:57	19:05,62	13.19 km/h	18:10,19	13.86 km/h
92	80	Marit Kuus		37:55,23	+23:36	18:59,14	13.27 km/h	18:56,08	13.30 km/h
93	43	Astrid Rõigas		38:39,19	+24:20	19:28,77	12.93 km/h	19:10,41	13.14 km/h
94	103	Oliver Kiho		40:14,74	+25:56	20:05,52	12.54 km/h	20:09,21	12.50 km/h

Koht - Place	Number	Nimi - Name	Riik - Country	Tulemus - Result	Kaotus - Losing	1. päev - 1 st day	Kiirus - Speed	2. päev - 2 nd day	Kiirus - speed
95	100	Jānis Šalts		40:58,41	+26:39	21:22,70	11.78 km/h	19:35,71	12.86 km/h
96	87	Aade Dūūna		43:09,74	+28:51	21:20,56	11.80 km/h	21:49,18	11.54 km/h
97	81	Linda Kleinberga		44:46,88	+30:28	21:52,06	11.52 km/h	22:54,82	10.99 km/h
98	86	Irina Sagdetdinova		56:12,47	+41:53	25:28,25	9.89 km/h	30:44,22	8.19 km/h
-	23	Peep Ōisma		DNF		19:13,50	13.10 km/h		0.00 km/h
-	32	Helle Kaljula		DNF		11:26,24	22.03 km/h		0.00 km/h
-	91	Kaija Hang		DNF		20:40,92	12.18 km/h		0.00 km/h
-	97	Andrejs Osipovs		DNS			0.00 km/h		0.00 km/h

DISTANTS - 600 m

1	104	Ott Kristofer Fuks		03:00,55	--	01:31,28	23.66 km/h	01:29,26	24.19 km/h
2	107	Jēkabs Bruiko		03:07,00	+00:06	01:34,12	22.94 km/h	01:32,88	23.25 km/h
3	108	Paula Kristiāna Sīmane		03:10,14	+00:09	01:36,62	22.35 km/h	01:33,52	23.09 km/h
4	105	Nika Muravskaia		03:11,19	+00:10	01:40,30	21.53 km/h	01:30,89	23.76 km/h
5	113	Loreta Mileko		03:19,93	+00:19	01:45,39	20.49 km/h	01:34,54	22.84 km/h
6	116	Hendrik Hang		03:25,89	+00:25	01:49,37	19.74 km/h	01:36,52	22.37 km/h
7	110	Sabīne Krieva		03:26,87	+00:26	01:48,29	19.94 km/h	01:38,58	21.90 km/h
8	119	Tanel Viks		03:36,31	+00:35	01:47,67	20.06 km/h	01:48,64	19.88 km/h
9	114	Hendrik Kuus		03:42,88	+00:42	01:54,26	18.90 km/h	01:48,62	19.88 km/h
10	109	Meribel Keisi Kilu		03:43,65	+00:43	01:55,39	18.71 km/h	01:48,25	19.95 km/h
11	111	Kaur Frederik Fuks		03:55,61	+00:55	02:00,32	17.95 km/h	01:55,28	18.73 km/h
12	115	Randel Kuus		03:56,30	+00:55	01:56,80	18.49 km/h	01:59,50	18.07 km/h
13	37	Sulev Viks		03:57,54	+00:56	01:51,74	19.33 km/h	02:05,80	17.17 km/h
14	117	Rustis Karaska		04:05,24	+01:04	02:11,32	16.44 km/h	01:53,91	18.96 km/h
15	120	Jakob Viks		04:08,80	+01:08	02:02,86	17.58 km/h	02:05,93	17.15 km/h
16	112	Rene Kangilaski		05:02,91	+02:02	02:42,77	13.27 km/h	02:20,14	15.41 km/h
17	106	Kert Laht		05:34,60	+02:34	02:50,44	12.67 km/h	02:44,16	13.15 km/h
18	118	Kipras Karaska		06:39,24	+03:38	03:29,75	10.29 km/h	03:09,49	11.39 km/h

Amount of participants: 120